


Wednesday 1st July 2020

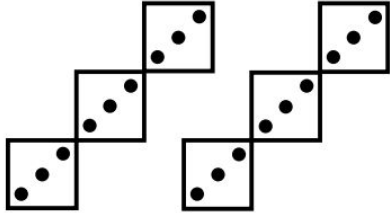
Maths

1. Warm up! Daily ten <https://www.topmarks.co.uk/maths-games/daily10> - practise division.
2. Task - work your way through the multiplication questions, some are more challenging, see how many you can get!

If you are asked to explain, make sure you use full sentences.


Write a multiplication number sentence for each example. One has been done for you.


| |
|---|
|  |
| $3 \times 4 = 12$ |

| |
|---|
|  |
| |

| | | | |
|----|---|---|---|
| 28 | | | |
| 7 | 7 | 7 | 7 |
| | | | |

| |
|---------------|
| $5+5+5+5+5+5$ |
| |

| |
|---|
|  |
| |

| |
|---|
|  |
| |

Challenges!

1. How many multiplication sentences can you write for each example?
2. Can you write a division or addition sentence too?

Which answer?

$$6 \times \square = 24 \div 2$$

What is the missing number?

(a) 2

(b) 4

(c) 8

Explain the mistakes

$$34 \times 6$$

Method 1

| | | | |
|---|-----|----|------------|
| 6 | 30 | 4 | 160 |
| | 160 | 24 | +24 |
| | | | <u>184</u> |

Method 3

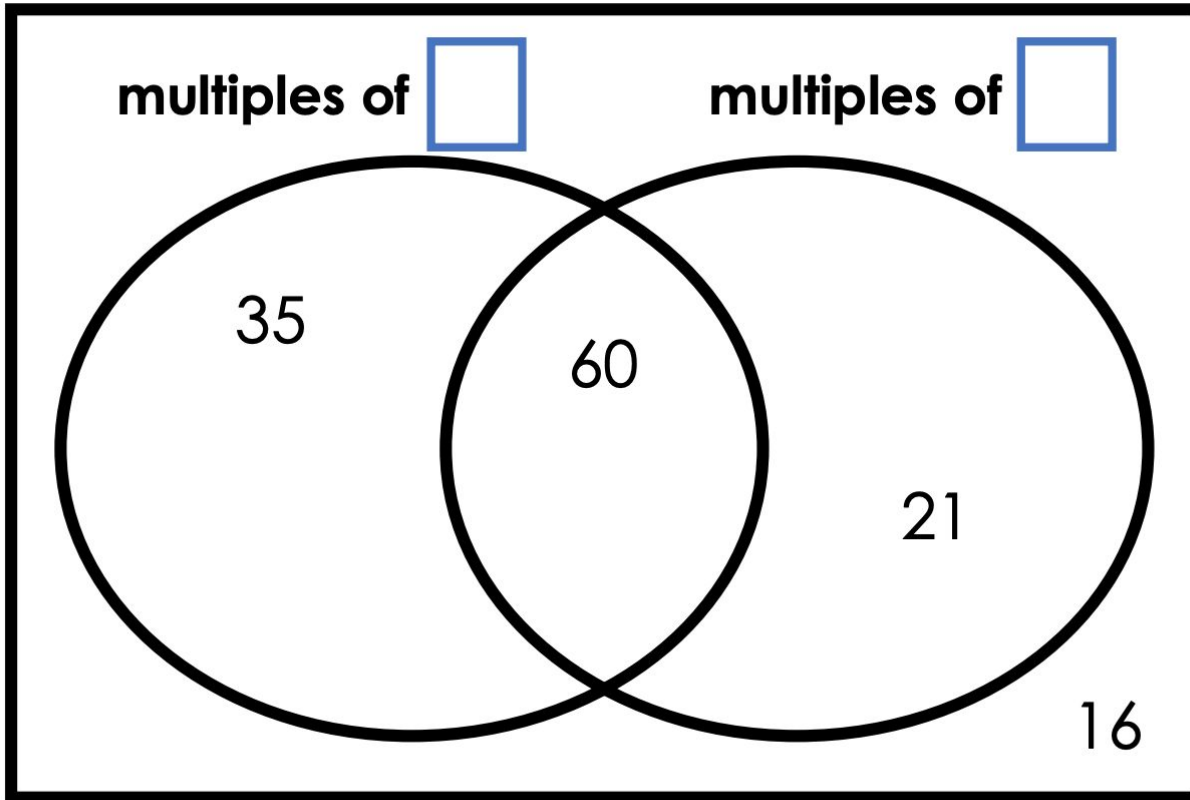
| | | | |
|---|----|----|----------|
| 6 | 3 | 4 | 18+24=42 |
| | 18 | 24 | |

Method 2

| | | |
|---|-----|----|
| 6 | 30 | 4 |
| | 180 | 24 |

| |
|------------|
| 11 |
| 180 |
| +24 |
| 6 |
| <u>210</u> |

Complete the headings of the Venn diagram:



Add a different number in each section.

English

<https://www.bbc.co.uk/bitesize/articles/zd6n2v4>

Complete the daily lesson on creating characters by watching the video and completing the activities. The activities are also included on the next slides if that is easier. You will need to watch the video before completing the activities.

Activity 1

Copy and complete the table below. You need to think of two more **adjectives** (describing words) for each of the characters

Top tip: Think about what the characters say and do.

| Matilda | Miss Trunchbull |
|-----------------|-----------------|
| 1. Brave | 1. Mean |
| 2. | 2. |
| 3. | 3. |

Choose three of the adjectives and explain how you know that by referring to what happened in the story. Use the word 'because'.

For example: **I know that Matilda is brave because she stands up to Miss Trunchbull.**

Activity 2

Imagine you are writing a story set in a school, like in *Matilda*.

You're going to create a **character** that would be in that story. It could be anyone - the head teacher, a teacher, a student, a coach, a caretaker.

Complete the 'Character Profile' activity sheet. You need to draw your **character** in the centre of the page and then fill in the surrounding boxes with information about them.

If you can't print the activity sheet, you can draw your character and answer the questions on a piece of paper instead.


Character Profile

My character looks like...

My character's actions are...

My character's personality is...

My character changes because...



If you are looking for more books...

Follow this link for access to the online library

<https://llc.overdrive.com/library/youth>

If you have an Ideas Store card, you can get access to eBooks and
Audiobooks

<https://www.ideastore.co.uk/ebooks-and-audiobooks>

History

How did the Romans change Britain?

<https://www.bbc.co.uk/bitesize/topics/zqtf34j/articles/z2dr4wx>

Follow the link and read the information / watch the videos.

Write a short paragraph telling me how the Romans changed Britain.

Use these sentence stems to help you:

They changed Britain by...

Before but after...

After the Romans...

Key words: roads, buildings, vila, religion, language, writing, numbers, towns