

Monday 4th May 2020



Happy Monday year 2! We've been enjoying calling you at home and hearing about the lovely activities you've been doing with your grown ups!


If you haven't had a call from us yet, don't worry, your turn is coming!

# Writing

We're going to keep thinking about the book *The Day the Crayons Quit* in Literacy this week.

Listen to *The Day The Crayons Quit* by Drew Daywalt

<https://www.youtube.com/watch?v=489micE6eHU>



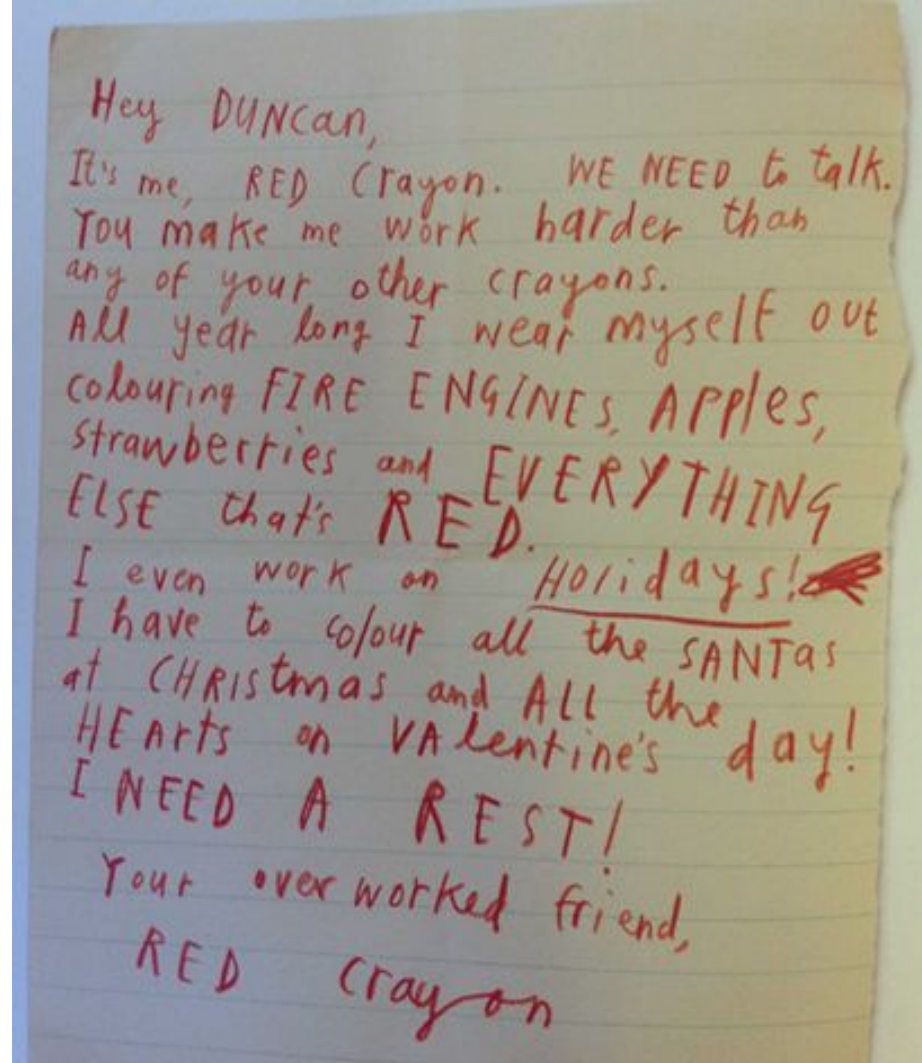
# Writing



Read Red Crayon's letter.

Can you remember the features of Red's letter?

1. Greeting
2. Red's reason for writing
3. Emotion - how Red is feeling
4. Suggestion - what Red wants to happen to feel better
5. Sign off



# Writing

Write a letter from your favourite crayon .



Why are you writing the letter?

How are you feeling?

What have you been used for?

What would you like to happen?

# Maths


Today we are going to **share** objects **fairly!**

Start by finding some objects in your home.

You could use are lego, pencils or pasta!

How do I share fairly?

12 ducks shared fairly between 3 ponds



12 divided by 3 = 4

$$12 \div 3 = 4$$

The illustration shows three identical ponds, each with a blue river, green trees, and a small island. Below each pond are four ducks arranged in a 2x2 grid, representing the fair sharing of 12 ducks into 3 groups of 4.

Count out the objects like we did together for the ducks at school!

Then share your objects into **equal** groups, that means each group should have the same number of objects.

In your maths books, draw what you've found out and write your division sentence. Use the ducks example to help you!

# Art

Jackson Pollock was an American artist. He was part of a group of artists called the abstract expressionists.

To make his paintings, Pollock dripped paint onto large canvases on the floor. He would move very quickly across the painting, dribbling the paint in a long, wobbly line. Look at the mess he made!

Today, you can have ago at making your own Jackson Pollock inspired painting using chocolate! Follow the link to find out more!

<https://www.tate.org.uk/kids/make/paint-draw/make-chocolate-painting>



Jackson Pollock  
Number 23 1948  
Tate

© ARS, NY and DACS, London 2020



Reading:

Oxford Owl

<https://www.oxfordowl.co.uk/>

If you're beginning to run out of books to read at home, create your own login (for free) at this website! It has different books to read online.





# PE

Joe Wicks PE Workouts - daily at 9am

<https://www.thebodycoach.com/blog/pe-with-joe-1254.html>



## PHSE



It's really important to look after your mind as well as your body. Harold the giraffe is posting daily ideas for creating routines and the different things that you (with the help of your parents/carers) can do to keep happy and healthy - including looking after your emotional health.

<https://www.coramlifeeducation.org.uk/harolds-daily-diary>