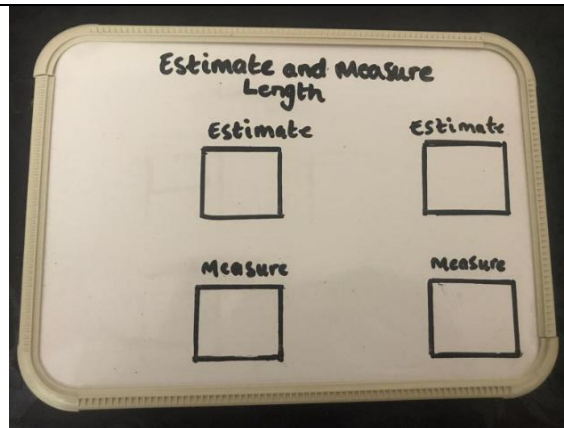


Nursery homeworking tasks


Monday 6th July 2020

Hello everyone, I hope you are all well and safe. Enjoy today's activities. Abi 😊

Today you will estimate and measure objects.



You will need a whiteboard or a piece of paper and a pen.
Ask your adult to copy this example for it, you can help them.




Choose some objects.

How long do you think they are?


Estimate, have a guess, and write your number in the estimate box.

Then, use your counting circles to help you measure.

Put them carefully next to your object and count them. Write your number in the measure box.



Tidy away your objects and get some new ones from around your house.



How long do you think they are?

Estimate, have a guess, and write your number in the estimate box.

Then, use your counting circles to help you measure.

Put them carefully next to your object and count them. Write your number in the measure box.

Understanding the World – Technology





Activity 1: Jessie's feelings




- Watch Jessie & Friends Episode 1: 'Watching Videos' again – you'll find it at www.thinkuknow.co.uk/parents/jessie-and-friends/
- Explore with your child the topic of feelings. You might want to:
 - Ask how Jessie felt when she watched the crocodile video.
 - In the song, it says 'funny in your tummy'. This is because sometimes people get a funny feeling in their tummy when they are feeling worried, scared or sad about something.
 - Talk about how you can sometimes tell how someone is feeling by looking at their facial expressions.
- Show your child the 'Identifying Jessie's Feelings' sheet. Ask your child to look at the pictures of Jessie's face and tell you how she is feeling.
- Have a go at making some facial expressions together in the mirror! You could make some expressions and ask your child to guess how you are feeling or have your child makes some faces for you to guess.
- Ask your child to remind you who can help Jessie if she is feeling worried, scared or sad. Remind them of the lyrics to the song. Make sure your child knows who they can talk to if anything ever worries or upsets them.



Activity 2: Draw someone who can make Jessie feel better

- Using what you have available (paper, pens, pencils, crafts etc.), you and your child can draw a picture of someone from the episode who could make Jessie feel better.
- Ask your child to label their picture with the name of the character, or write it for them.

Identifying Jessie's Feelings



- Scared
- Sad
- Excited
- Happy