

Thursday 7th May

Hello Year 6,

A very tricky puzzle to get you thinking ! Can you find the code for the lock using the clues given.

As an alternative, read how we solved it on the last slide. If you understand our explanation you've done well !

Lizzie, Chris and Alison



CODE

A NUMERIC LOCK HAS A 3 DIGIT KEY

6 8 2 One number is correct and well placed	6 1 4 One number is correct but wrong placed	2 0 6 Two numbers are correct but wrong placed
7 3 8 Nothing is correct	7 8 0 One number is correct but wrong placed	

Contents Page

[Monday 4th May](#)

[Tuesday 5th May.](#)

[Wednesday 6th May](#)



Chess

Spend at least 30 minutes on your next ChessKid lessons or puzzles.

<https://www.chesskid.com/login>

If you haven't signed up yet, here is the link to set up your account.

<https://www.chesskid.com/register/kid/group/GC5FSG>

These lessons from CSC might also help you. For each lesson there is a video, worksheet and quiz. The lessons are at the bottom of the web page.

<https://www.chessinschools.co.uk/chess-at-home>



Maths



- **I See Maths Challenge - Connections in Division.**

- a) Watch the video. [Click here.](#)
- b) Now complete this task. [Click here.](#)

- **Mathletics** [Click here.](#) Complete the tasks set.

- **Challenge 2 - Comparing fractions with different denominators.**

Yes, we know you're pretty good at this already but there is a fantastic challenge here; it's called 'Chocolate' !

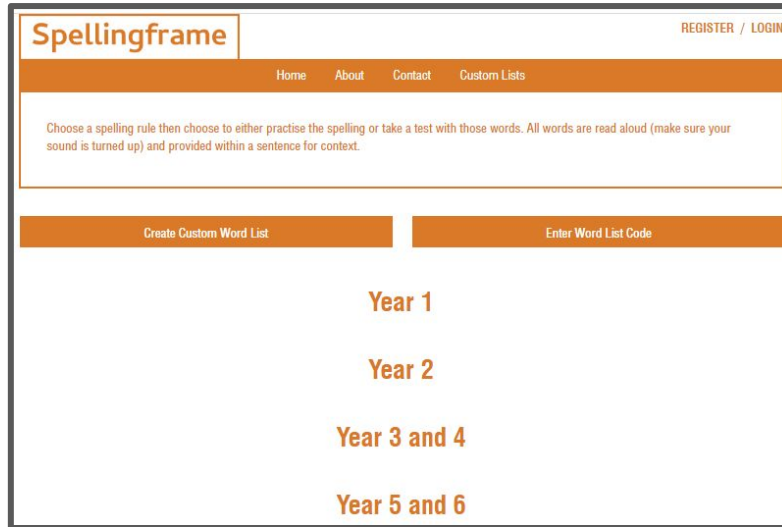
[Click here.](#)



Grammar Revision

Relative clauses

Spelling.



The screenshot shows the Spellingframe website interface. At the top left is the logo "Spellingframe" and at the top right are the links "REGISTER / LOGIN". Below the logo is a navigation bar with links for "Home", "About", "Contact", and "Custom Lists". A central text box contains the instruction: "Choose a spelling rule then choose to either practise the spelling or take a test with those words. All words are read aloud (make sure your sound is turned up) and provided within a sentence for context." Below this are two buttons: "Create Custom Word List" and "Enter Word List Code". At the bottom, there are four categories of word lists: "Year 1", "Year 2", "Year 3 and 4", and "Year 5 and 6".

Continue with your daily **Spellingframe** activities. [Click here.](#)

Reading Comprehension

Read and answer questions about Malala Yousafzai, the youngest person to ever receive the Nobel Prize for Peace.

[Malala Easier](#)

[Malala Harder](#)

If you want to know a little more about what happened to Malala, here is the [opening extract](#) from a biography written by Lisa Williamson.

And on this [website](#), you can read the first chapter from Malala's autobiography *I Am Malala*.

Reading Comprehension

Extra Reading Challenge:

[Jane Eyre: A Retelling Text](#)

[Jane Eyre: A Retelling Questions](#)

Read Theory

<https://readtheory.org/auth/login>

Creative Writing

Grammar Challenge

Can you use the following:

Expanded noun phrase

Prepositional phrase

Conjunction (if)

Dashes (- -)

A colon

Similes



Using the image above and the key words below to help tell this story.

tranquil	tore	stomped	hunger
extraordinary	shuddered	trampled	menacingly
giant	aghast	devoured	crevice
stone	unrooted	terrifying	sealed

French.:

The story of Ralph, the evacuee.

I live in the centre of London with my two sisters, Vera and Daisy, and my mother in a house.



© LINCOLN ANGELS



London is a city that is bombed a lot.

I have to escape London and the bombs. London is a dangerous city. I am taking the train.



I am leaving for the countryside with other children and my sisters.



I am very tired when I arrive in the countryside.

Now I live in a small house in the countryside





with other children.

I am happy to escape the bombs in London but I am sad because I am always thinking about my mother.



Read Ralph's recount in French. (The correct order is written in red). [Click here](#).

- Practise reading it aloud.
- Write down any new vocabulary you have learnt.

Log-in to pupil games, [click here](#),

World War II Unit - Games List

Phrase Games

Picture Games

Prose Games

Jumbled Lines Game

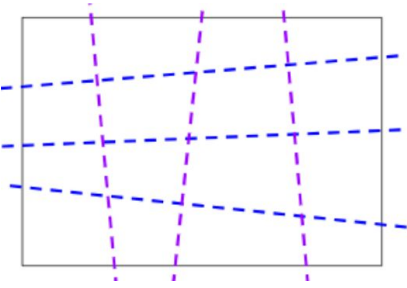
Prose Cloze Game

Complete these two games.

Do 'Pose Cloze Game' first.

Texture in Art


Oak National Academy




Lesson 1: Texture Treasure Hunt.

[Click here](#)

Lesson 2: How to add texture to make our artwork more interesting.



[Click here](#)



Daily Exercise

1. Here is your next exercise video from Joe Wicks.

[Click here.](#)

2. **Dancers**

How to do the Criss-Cross [Click here.](#)



Extension



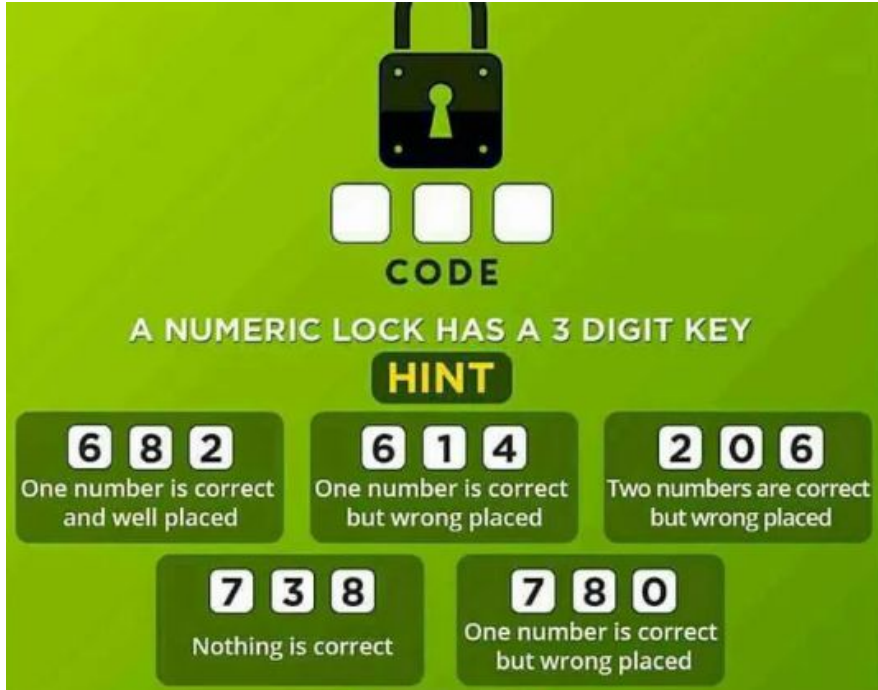
The government has created the Oak National Academy to provide extra 'lessons' for children while you are at home. Each day there are maths, English and foundation lessons. The lessons are sequential, so it is important that you do them in order.

We want you to first complete the work that we have set you. If you decide you would like an extension, then click on the link below to access their lessons.

[Oak National Academy](#)

Answer:

042



1. Read the first clue then the second clue.
2. The second clue lets you see that the number cannot have a 6 in.
3. The 4th clue tells you that 8 is not one of the digits so looking at the 1st clue again the correct digit must be **2** and **it is in the correct place.**
4. Look at the 4th and 5th clues tell us the next digit must be **0**
5. The 3rd and 5th clue shows that the code must **start with a 0.**
6. The 2nd clue tells us that the last digit must be **4. It must be in the middle.**

