

# Tuesday 7th July

## 4 Mini Sudokus

Every mini-grid, row & column must have numbers 1,2,3 and 4

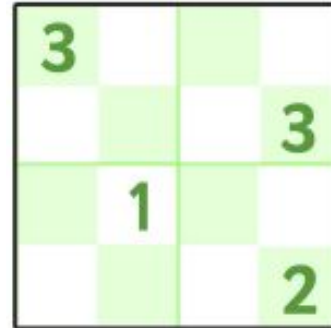

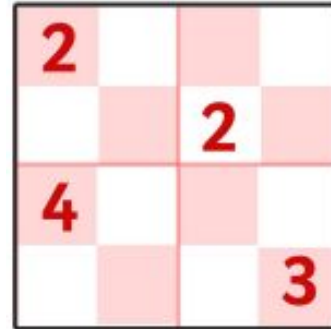
Hello Year 6,

Check out the 'I See Maths activity' today. It's an easy and fun game based on the factors and multiples games some of you played earlier this year.

Here are a few interesting facts that we learnt over the weekend.

- An average yawn lasts 6 seconds !
- About 70% of an adult's body is made of water !
- It is impossible to lick your own elbow !

Lizzie, Chris & Alison.



**YOUR  
MEMBERSHIP  
IS EXTENDED  
UNTIL 31ST  
AUGUST !**

## Chess

Spend at least 30 minutes on your next ChessKid lessons or puzzles.

<https://www.chesskid.com/login>

If you haven't signed up yet, here is the link to set up your account.

<https://www.chesskid.com/register/kid/group/GC5FSG>

These lessons from CSC might also help you. For each lesson there is a video, worksheet and quiz. The lessons are at the bottom of the web page.

<https://www.chessinschools.co.uk/chess-at-home>



# Maths



- **I see Maths Challenge - Factors and Multiples Games**

- a) Watch the video. [Click here.](#)

- b) Game Grids. [Click here.](#)

- **Challenge 2 - Number Reasoning**

- [Click here](#)

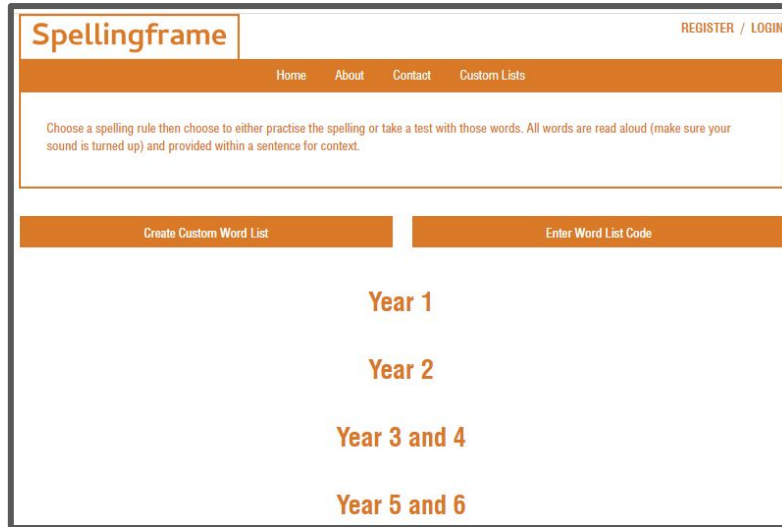
- Answers [Click here](#)

- **Mathletics** - [Click here](#)

# Grammar & Punctuation

Embedded Clauses: [Click here.](#)

## Spelling.



The screenshot shows the Spellingframe website interface. At the top left is the logo "Spellingframe" and at the top right are the links "REGISTER / LOGIN". Below the logo is a navigation bar with links for "Home", "About", "Contact", and "Custom Lists". A central text box contains the instruction: "Choose a spelling rule then choose to either practise the spelling or take a test with those words. All words are read aloud (make sure your sound is turned up) and provided within a sentence for context." Below this are two buttons: "Create Custom Word List" and "Enter Word List Code". At the bottom, there are four categories of spelling rules: "Year 1", "Year 2", "Year 3 and 4", and "Year 5 and 6".


Continue with your daily **Spellingframe** activities. [Click here.](#)

# Reading Skills

## Summarising a story.

In this lesson, you will learn about Shakespeare's play - Romeo and Juliet.

[Click here.](#)



Complete your daily  
**Read Theory** [here:](#)

Easier reading task.  
[Click here.](#)



Get up to date with the latest news in this week's issue of First News.

[Click here.](#)

epic!

[Log-in](#)



# Creative Writing

Today you will write a scene from a playscript.



Remember this picture from a couple of weeks ago ? It's a great picture for practising writing a scene from a playscript. Have a go !

[Click here](#) to remind yourself of the features of a playscript.

# History - Dr. Barnardo

Find out about Dr. Barnardo who became one of the most famous men in Victorian Britain.

[Click here](#) to read his biography and [click here](#) to watch a film about his life.





Use the information from the previous slide (and your own research) to complete this activity.

[Click here](#) for the activity sheet on Dr. Barnardo's life and homes.



**Believe in  
children  
Barnardo's**

# Daily Exercise

1. Find your next exercise video from Joe Wicks. [Click here.](#)



2. Bhangra/ Street Fusion . [Click here.](#)



# Extension



The government has created the Oak National Academy to provide extra 'lessons' for children while you are at home. Each day there are maths, English and foundation lessons. The lessons are sequential, so it is important that you do them in order.

We want you to first complete the work that we have set you. If you decide you would like an extension, then click on the link below to access their lessons.

[Oak National Academy](#)

# Answers

2	1	3	4
3	4	2	1
4	3	1	2
1	2	4	3

1	2	4	3
4	3	1	2
3	4	2	1
2	1	3	4

3	2	4	1
1	4	2	3
2	1	3	4
4	3	1	2

2	1	4	3
4	3	2	1
1	2	3	4
3	4	1	2