

Monday 8th June

Welcome back Year 6,


This week, we have included several reading activities that will give you an idea of what to expect in Year 7. Don't worry if you find it a bit much, there is an easier reading task you can choose on the same page, We are also starting a 'Current Affairs' page to help you better understand some of the things that are in the news.

Here is an interesting puzzle to start the week.

Are the lines going from left to right horizontal or sloping ?

Answer on the last slide.

Lizzie, Chris & Alison.





Chess

Spend 30 minutes on your next ChessKid lessons or puzzles.

<https://www.chesskid.com/login>



If you haven't signed up yet, here is the link to set up your account.

<https://www.chesskid.com/register/kid/group/GC5FSG>

These lessons from CSC might also help you. For each lesson there is a video, worksheet and quiz. The lessons are at the bottom of the web page.

<https://www.chessinschools.co.uk/chess-at-home>

Maths



- **I See Maths Challenge - Changing Graphs.**

a) Watch the video. [Click here.](#)

b) Now complete this task. [Click here.](#)

- **BBC Bitesize Challenges** [Click here](#)

Act the Graph

Surprise in facial Expression: Opening a Present

Reading Graphs

Sara has been trying to improve her fitness. Each week, she has recorded the number of press-ups she can do in one go and the time it takes her to run 5km. Here are her results:

	Press-ups	Run Time
Week 1	10	20:00
Week 2	12	19:30
Week 3	15	19:00
Week 4	18	18:30

Agree or disagree:

Sara is better at press-ups but is slower at running.

Sara is improving at press-ups and running.

CHANGING GRAPHS Y5 & Y6

Changing Graphs

Warton Vale Primary ran an 'Active Start' project, encouraging children to walk or cycle to school. They wanted to **improve children's fitness** and **reduce traffic congestion** around school.

Modes of travel to school, February

Modes of travel to school, February	Modes of travel to school, May
<ul style="list-style-type: none"> Walk Cycle Car Bus 	<ul style="list-style-type: none"> Walk Cycle Car Bus

How successful was the 'Active Start' project?

Planning a Journey

Here is a train timetable for the morning trains from Sheffield to Newcastle:

	Sheffield	7:00	7:30	8:00
Sheffield	6:25	7:04	7:36	8:03
Doncaster	6:47	7:25	7:57	8:14
York	7:14	8:00	8:52	9:01
Donington	7:41	8:26	9:21	10:11
Donkirk	8:08	8:48	9:39	10:30
Newcastle	8:14	9:01	9:52	10:40

Jen lives in York. She has a job interview a 10-minute walk from Newcastle train station. Her interview starts at 9:15am.

At what time should Jen arrive at York train station?

Explain your choice.


CHANGING GRAPHS Y5 & Y6

Reading Skills

How Writers Use Language To Influence The Reader.

Using the novel *Wonder* you will learn how writers use language to influence the reader, and to critically evaluate and respond in role.


[Click here.](#)



Easier reading task.

[Click here.](#)

Complete your daily **Read Theory** here: <https://readtheory.org/auth/login>



epic!

[Log-in](#)

Elliot's mum is ill and his home is under threat, but a shooting star crashes to earth and changes his life forever. The star is Virgo - a young Zodiac goddess on a mission. But the pair accidentally release Thanatos, a wicked death daemon imprisoned beneath Stonehenge, and must then turn to the old Olympian gods for help. After centuries of cushy retirement on earth, are Zeus and his crew up to the task of saving the world - and solving Elliot's problems too?

Read the first chapter [here](#).

Creative Writing



Write a short description of this picture.

How many of these features can you include in your description ?

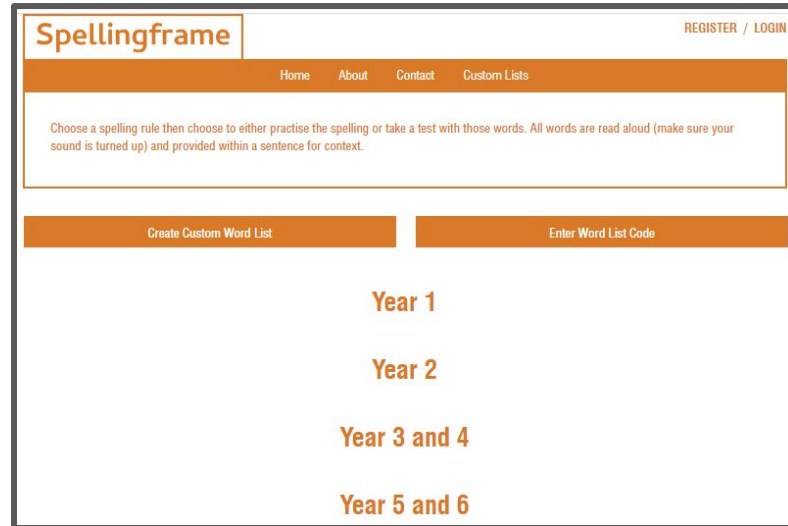
- prepositional phrases
- expanded noun phrases
- parenthesis
- simile
- Conjunction

Use the [online thesaurus](#) to improve your vocabulary choices.

Grammar.

Revision of parenthesis. [Click here.](#)

Continue with your daily **Spellingframe** activities. [Click here.](#)



The screenshot shows the Spellingframe website interface. At the top left is the logo "Spellingframe" in orange. To the right of the logo are the links "REGISTER / LOGIN". Below the logo is a navigation bar with links for "Home", "About", "Contact", and "Custom Lists". A central text box contains the instruction: "Choose a spelling rule then choose to either practise the spelling or take a test with those words. All words are read aloud (make sure your sound is turned up) and provided within a sentence for context." Below this text box are two buttons: "Create Custom Word List" and "Enter Word List Code". At the bottom of the page, there are four categories of activities listed: "Year 1", "Year 2", "Year 3 and 4", and "Year 5 and 6".

Computing

In this task, you will be coding so that the sprites respond to your voice!

The screenshot shows the Scratch project page for 'Crazy Letters' by user 'Drew Jones'. The project is at Level 1. The instructions are as follows:

Goal of Project:

- Click on the letter to hear it.
- The letter will move and each letter does.
- The letter will change when it hits its own sprite.

Task List:

- Try the project online.

The blocks you'll need:

1. **Click on this letter to hear it.** (Click on this letter to hear it block)

2. **The letter will move and each letter does.** (Move to x: 100 y: 100 block)

3. **The letter will change when it hits its own sprite.** (When clicked, change costume to next block)

1. Create Sprites - this time, we will use 5 letters for MATHS.

Click here to choose 5 sprites M, A, T, H, S.

Place them in the middle of the stage.

2. On the letters' stage, as we don't need the cat in this task, to remove it from the stage, click the **DELETE** mouse button on it, and then select **DELETE**.

Instructions

Scratch 3

Current Affairs

Why are there huge protests across many cities in the USA ?



You are probably aware of demonstrations, both peaceful and violent, that have swept across the USA over the past week. This article, from Newsround, explains clearly what has happened and why people are protesting. [Click here](#) to read it.

Daily Exercise

1. Find your next exercise video from Joe Wicks. [Click here.](#)





Extension




The government has created the Oak National Academy to provide extra 'lessons' for children while you are at home. Each day there are maths, English and foundation lessons. The lessons are sequential, so it is important that you do them in order.

We want you to first complete the work that we have set you. If you decide you would like an extension, then click on the link below to access their lessons.

[Oak National Academy](#)

Answer



The lines are horizontal !

Check by holding a ruler against each one.

Because the black and white blocks are not aligned, this tricks your brain into thinking that the lines are sloping.