

Thursday 9th July

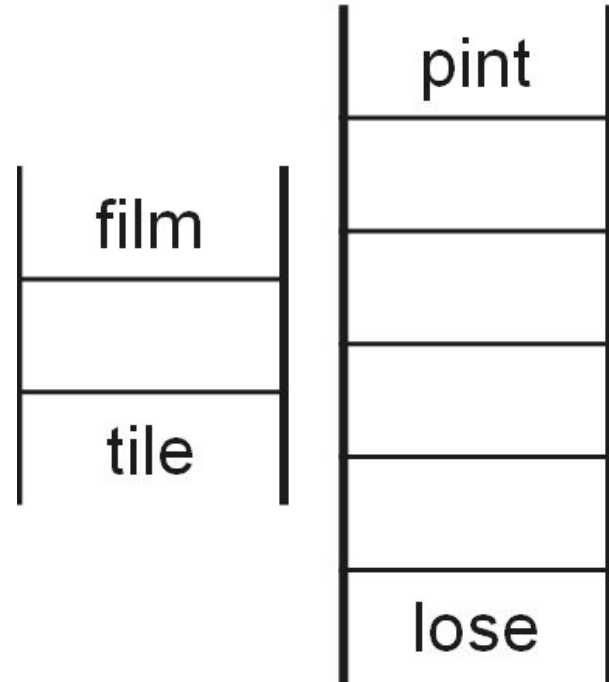
Good morning Year 6,

Did you know that there is a comet visible in the night sky until the end of July ? [Click here](#) to find out more.

From today, we are changing our first daily maths activity to an investigation. The important thing is to explore each investigation using your own ideas. We are keeping it quite simple to start off and we are pretty sure you will enjoy them !

Lizzie, Chris & Alison

Can you complete the word ladders? You need to get from the bottom to the top of the ladders by changing just one letter at a time.



**YOUR
MEMBERSHIP
IS EXTENDED
UNTIL 31ST
AUGUST !**

Chess

Spend at least 30 minutes on your next ChessKid lessons or puzzles.

<https://www.chesskid.com/login>

If you haven't signed up yet, here is the link to set up your account.

<https://www.chesskid.com/register/kid/group/GC5FSG>

These lessons from CSC might also help you. For each lesson there is a video, worksheet and quiz. The lessons are at the bottom of the web page.

<https://www.chessinschools.co.uk/chess-at-home>



Maths



- **Maths Investigation - 'Noughty' Squares**

A change in maths focus from today. You will watch a short video and then investigate what you have watched.

We'll start with a very straightforward one. Remember, there are no limits- keep exploring with your own choice of numbers.

Watch the video. [Click here.](#)

- **Challenge - Three Quick Questions**

[Click here](#)

Answers [Click here](#)

- **Mathletics** - [Click here](#)

Reading Skills.

VIPERS

Today you will practise all the reading skills you have been developing in KS2
You will be reading an extract from a 'classic text'. You will then have 6
VIPERS questions which will be asked in that order.

Droolz Delivers

Text

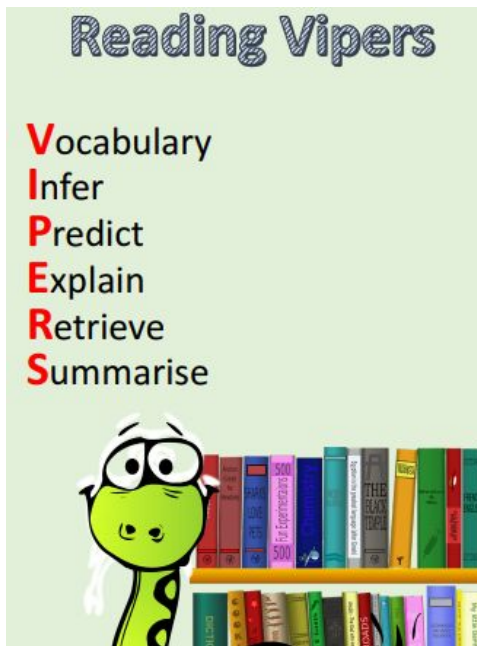
VIPERS questions

[Click here](#)

Droolz Delivers

Answers

[Click here](#)



Easier reading task.

[Click here.](#)

Complete your
daily **Read Theory.**

[click here](#)



WHAT SHOULD I READ NEXT?



[Log-in](#)

All eleven-year old Alex wants is to launch his iPod into space. With a series of audio recordings, he will show other lifeforms out in the cosmos what life on Earth, his Earth, is really like. But for a boy with a long-dead dad, a troubled mum, and a mostly-not-around brother, Alex struggles with the big questions.

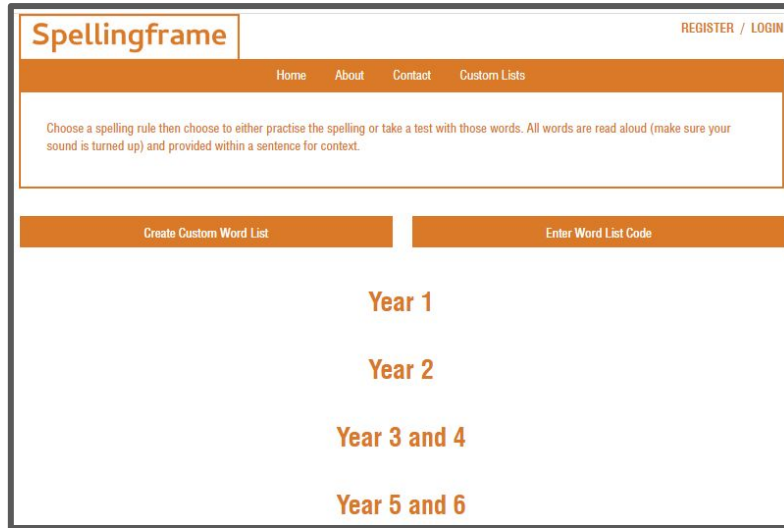
Where do I come from? Who's out there? And, above all, How can I be brave?

Determined to find the answers, Alex sets out on a remarkable road trip that will turn his whole world upside down **Read chapter 1 [here](#)**

Grammar & Punctuation

Read this text about Spain. There are lots of errors. Edit it. [Click here](#)

Spelling.



The screenshot shows the Spellingframe website interface. At the top left is the logo "Spellingframe" and at the top right are the links "REGISTER / LOGIN". Below the logo is a navigation bar with links for "Home", "About", "Contact", and "Custom Lists". A central text box contains the instruction: "Choose a spelling rule then choose to either practise the spelling or take a test with those words. All words are read aloud (make sure your sound is turned up) and provided within a sentence for context." Below this are two buttons: "Create Custom Word List" and "Enter Word List Code". At the bottom, there are four categories of spelling rules: "Year 1", "Year 2", "Year 3 and 4", and "Year 5 and 6".

Continue with your daily **Spellingframe** activities. [Click here.](#)

The Strangest Shop in the World



Creative Writing

Create your own adventure story !

The Strangest Shop in the World



[Click here](#) to read the poem 'The Strangest Shop in the World'

You are going to plan a story based on a visit to a very strange and unusual shop.

Choose one of these planning sheets to help you.

[Planning Sheet 1](#)

[Planning Sheet 2](#) (easier)

Tomorrow, you will write your story.



Spanish



Lesson 4

Introducing yourself in Spanish.

Los introducciones

A cartoon green dragon with a yellow belly and red spikes, holding a sign that says "¡Hola!".A photo of a woman with brown hair, wearing a blue puffer jacket, with a speech bubble that says "¡Hola! Me llamo Miss Harrison".A small globe icon in the bottom right corner of the slide.

[Click here](#)

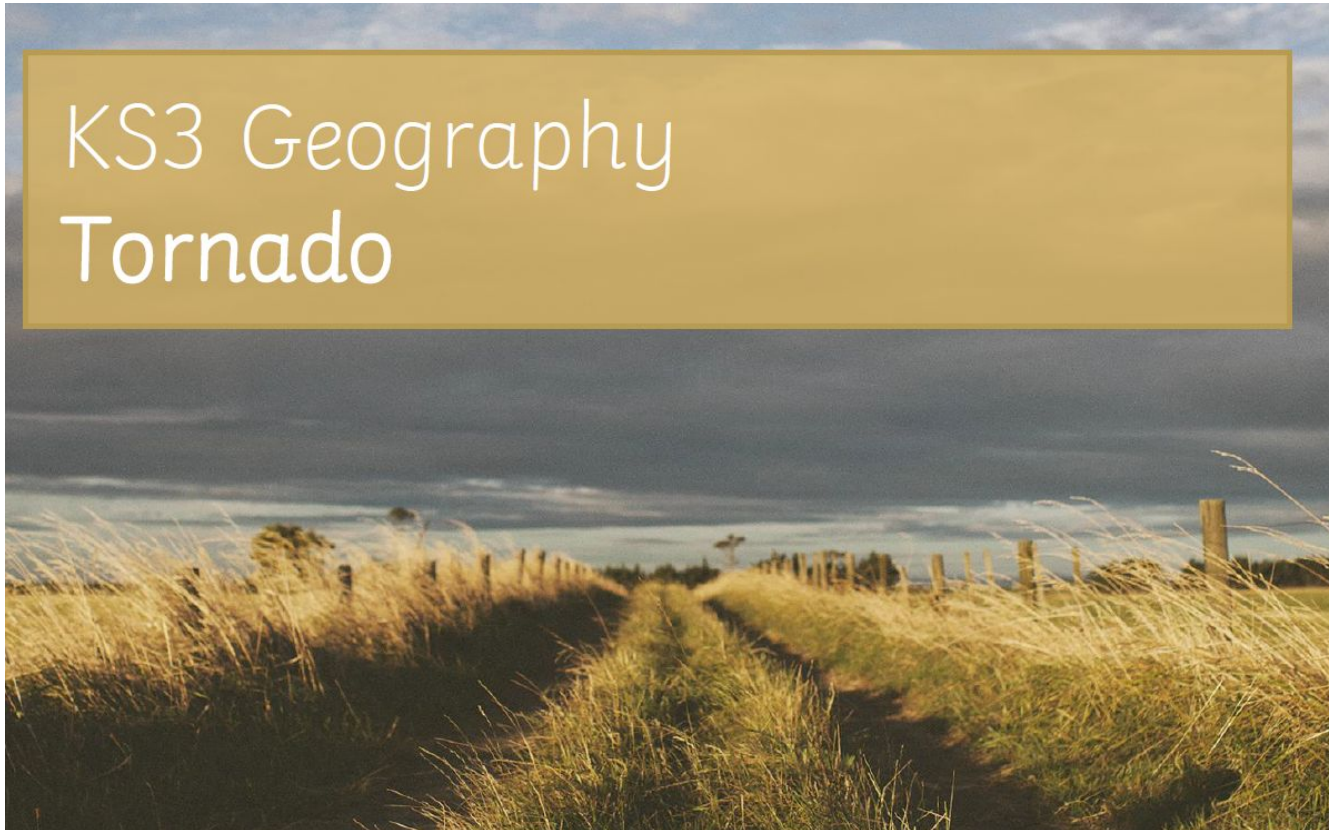
Geography : Tornadoes

What is a Tornado?



[Click here](#) to find out what they are and how they are formed.

If you would like to learn even more about tornadoes, [click here](#) to watch this KS3 presentation.



KS3 Geography

Tornado

Daily Exercise





1. Find your next exercise video from Joe Wicks. [Click here.](#)



KS2 Physical Education

Back to Primary Resources

Free teacher classroom resources suitable for use in Physical Education lessons with primary school children of Key Stage 2 in England, Wales and Northern Ireland, and of 1st and 2nd level in Scotland.

 <p>PE for Girls</p> <p>In this series of short films sports stars including Nicola Adonis and Rebecca Adlington share their passion for their chosen sport.</p>	 <p>Let's Get Active</p> <p>Commentators Johnny and Joanna introduce a range of fun and exciting games and activities - to get your students up and moving.</p>	 <p>Street Dance Masterclasses</p> <p>The judges and dance crews from Andrew's Street Dance Show teach you pupils some street dance moves!</p>
 <p>Olympic Sparks: Fire Up Your Future</p> <p>This series sees the Olympians talking about their lives and careers, and sharing key messages with young people.</p>		

2. BBC Street Dance Masterclasses: Choose one of the videos in this link. [Click here.](#)



Extension



The government has created the Oak National Academy to provide extra 'lessons' for children while you are at home. Each day there are maths, English and foundation lessons. The lessons are sequential, so it is important that you do them in order.

We want you to first complete the work that we have set you. If you decide you would like an extension, then click on the link below to access their lessons.

[Oak National Academy](#)

Answers

	pint
	pant
film	past
file	last
tile	lost
	lose