

Wednesday 10th June 2020

Reception Homeworking Tasks

Hello from Kimberley and Monica, we hope you are well and safe. Here are the tasks for today's learning. Have a good day! ☺

Today you will add objects together using your clever counting.



There are also books to read, Phonics games, PE and some photos of Japan to explore – have fun! ☺

You will need:

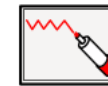
Some buttons or a different object



A pen or pencil




A whiteboard or paper




Ask an adult to place two groups of buttons down on your board or paper and draw some boxes for you. Don't forget the add + and the equals/makes = signs.

Carefully count each group of buttons and write your number in the box.

Then count both numbers. Put 6 in your head and count on 1. Write 7 in the box.




Use my one to help you do this by yourself.




1. Count these buttons first and write your number in the box

2. Then count these buttons and write your number in the box

3. Put the first number in your head and count on the second number. Write your answer in the last box.



Use my one to help you do this by yourself.




1. Count these buttons first and write your number in the box

2. Then count these buttons and write your number in the box

3. Put the first number in your head and count on the second number. Write your answer in the last box.

Talk to your adult



What did you like about adding? Is there anything you found tricky?

Why don't you try adding some other things in your house?

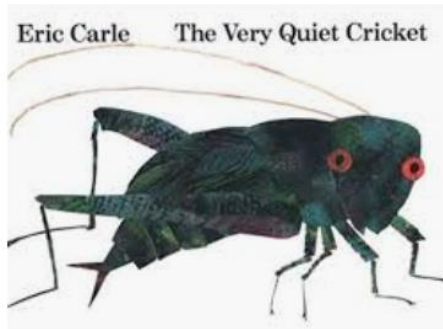
Maybe you could add some of the Hungry Caterpillar's food.



Read a book: www.getepic.com/students Class code: bev0032

If you don't have a laptop or an iPad at home, you can download the 'Epic' app onto your smart phone. Enter your class code then find your name. Click on 'Mailbox' to read the eBooks your teacher has set you. Enjoy! 😊

Weekly book: The Very Quiet Cricket, by Eric Carle https://www.youtube.com/watch?v=GR_VvLciJTM



Idea Store: <https://www.ideastore.co.uk/storytime-online>

Your Idea Store or library may be closed right now but you can do all of your favourite things online! We've got:

- *Story Time for the little ones
- *Art Club Challenge – take up our weekly challenge and get your pictures on the Idea Store website!
- *Loads of family fun activities from your favourite authors and publishers
- *Get the latest e-books and audiobooks for FREE with your Idea Store Card
- *Coming soon – “Silly Squad” Digital Summer Reading Challenge!

Phonics: <https://www.teachyourmonstertoread.com/games/tm1/demo>

Teach Your Monster to Read – fun games to support with letter sounds. The link will take you to the demo; you can access more games by creating an account. All games are free on laptops. There is an app available too if you are accessing from a smart phone but it is at a cost of £2.99.

Read with Phonics Games – a great free alternative for smart phones.

Enjoy some PE: <https://www.afpe.org.uk/thisispe-supporting-parents-to-teach-pe-at-home/>

Short two-minute videos are being posted that show parents (and teachers) free, fun and easy to follow PE activities for the whole family to enjoy together. Try *Lesson 5 - Balloon blasting*. If you don't have any balloons at home, you can use socks instead. Have fun! 😊

Explore Japan: <https://www.jrpass.com/blog/a-virtual-tour-of-japan-s-most-beautiful-spots>

Look carefully at the photographs of Japan. Which one is your favourite? Talk to your adult about it. Ask your adult to help you find Japan on a map. What else would you like to find out?

