

# Wednesday 10th June

Hello Year 6,

We hope you are enjoying the 'What should I read next?' slides and are taking the opportunity to read the first chapters of these stories. We are enjoying sharing them with you.

A fun puzzle to start with today ! How many animals can you see in the picture ? Answer, as always, on the last slide.

Lizzie, Chris and Alison.





# Chess

Over **50,000** children have signed up for ChessKid since we have been in lockdown !



<https://www.chesskid.com/login>

If you haven't signed up yet, here is the link to set up your account.

<https://www.chesskid.com/register/kid/group/GC5FSG>

These lessons from CSC might also help you. For each lesson there is a video, worksheet and quiz. The lessons are at the bottom of the web page.

<https://www.chessinschools.co.uk/chess-at-home>

# Maths



- **I See Maths Challenge - Comparing Parts.**
  - a) Watch the video. [Click here.](#)
  - b) Now complete this task. [Click here.](#)
- **Challenge 2**
  - a) Find all the possible solutions to this addition
  - b) [Click here](#) for a strategy and the answer.
- **Mathletics** [Click here.](#)


$$\frac{\square}{6} + \frac{1}{\square} = \frac{\square}{3}$$

# Reading Skills.

## Explaining why The Author Uses Specific Language.

Using the novel *The Uncommoners: The Crooked Sixpence* you will consider and explain why a writer chooses specific language.


[Click here.](#)



Easier reading task.

[Click here.](#)

Complete your daily **Read Theory** here : <https://readtheory.org/auth/login>



epic!

[Log-in](#)

Cymbeline Igloo (yes, really!) has NEVER been swimming Not ever. Not once.

But how hard can it be? He's Googled front crawl and he's found his dad's old pair of trunks. He's totally ready.

What he's not ready for is the accident at the pool – or how it leads his mum to a sudden breakdown.

Now, with the help of friends old and new, Cymbeline must solve the mystery of why his mum never took him near water – and it will turn his whole life upside down...

**Read the first chapter [here](#).**

# Creative Writing



The girl ran. She carried the egg. The crows chased her. She felt scared.

Yes, this is very boring! Can you change it into an exciting paragraph? Think about:

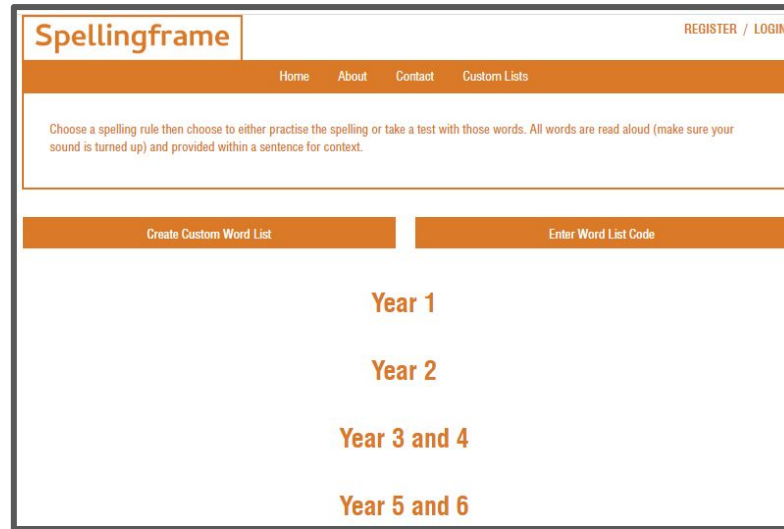
- Verbs and sentences of 3 verbs for actions.
- Adverbs
- Adjectives

# Grammar

Revision of direct and reported speech

[Click here](#)

## Spelling.



Continue with your daily **Spellingframe** activities. [Click here.](#)

# Science

## Mixing, dissolving and separation

1. Refresh your knowledge of about mixing, dissolving and separation. with this [lesson](#).



2. Once you have completed the first lesson and you are feeling confident, have a go at this more challenging [lesson](#) on soluble and insoluble materials. Ask your parents if you can try the investigation at the end.



# Starting to draw.

Here are 2 short tutorials from Paul Priestly about how to improve your drawing techniques. Watch them and have a go.



Starting to Draw - [PART 1](#) - Four things you need.

Starting to Draw - [PART 2](#) - Two things to practice.

# Daily Exercise

1. Here is your next exercise video from **Joe Wicks**. [Click here](#).





# Extension



The government has created the Oak National Academy to provide extra 'lessons' for children while you are at home. Each day there are maths, English and foundation lessons. The lessons are sequential, so it is important that you do them in order.

We want you to first complete the work that we have set you. If you decide you would like an extension, then click on the link below to access their lessons.

[Oak National Academy](#)

# Answer

8

Elephant

Dog

Fish

Mouse

Dolphin

Horse

Cat

Sea-horse

