

Friday 10th July 2020

Maths

Warm up!

Practise telling the time on a 24 hour clock!

<https://mathsframe.co.uk/en/resources/resource/116/telling-the-time>

Make sure you click on 24 hour not 12 hour.








Time in Words	24 Hour Clock	12 Hour Clock
seven o'clock in the evening	19:00	7:00p.m.
		11:00a.m.
	14:15	
		8:20p.m
midday		
		6:40p.m.
midnight		

Fill in the table - look at the first example to help you.

Now make these times on the three different types of clocks.

<https://www.topmarks.co.uk/time/teaching-clock>

Answers!

Time in Words	24 Hour Clock	12 Hour Clock	Analogue
seven o'clock in the evening	19:00	7:00p.m.	
eleven o'clock in the morning	11:00	11:00a.m.	
quarter past two in the afternoon	14:15	2:15 p.m.	
twenty past eight at night	20:20	8:20p.m	
midday	12:00	12:00 p.m.	
twenty to seven in the evening	18:40	6:40p.m.	
midnight	00:00	00:00 a.m.	



Make these times on the analogue clock face.

<https://www.topmarks.co.uk/time/teaching-clock>

English

Choose one of the four stories to read and answer the questions on.

<https://schools.firstnews.co.uk/wp-content/uploads/sites/3/resources/Four-Stories-732.pdf>

Choose one of the news stories to read and complete the crossword for.

<https://schools.firstnews.co.uk/wp-content/uploads/sites/3/resources/L1-Crossword-732.pdf>

If you are looking for more books...

Follow this link for access to the online library

<https://llc.overdrive.com/library/youth>

If you have an Ideas Store card, you can get access to eBooks and
Audiobooks

<https://www.ideastore.co.uk/ebooks-and-audiobooks>

Chess

Our subscription has been extended till August 31st.
Make the most of it and sign up if you haven't
already!



Hello Year 3,

We have some **very exciting chess news** !

Chess in Schools, (who teach Year 4), have managed to get each Year 3 child a **free gold level access to the ChessKid website** until **20th July**.

Chris has been using it and says it is FANTASTIC !


The [ChessKid for Parents and Carers leaflet](#) tells your parents all they need to know about ChessKid. Show it to them.

The next few slides will show you how it works and how you can sign up for a ChessKid Smithy Street.


What can I do on ChessKid ?




These are your settings..The speech bubble is where you may get a message from Chess in Schools or ChessKid.




This is your user name. It is created when you sign up. Make sure you write it down. **Do not change your user name.**




Play chess matches against the ChessKid computer or your friends.



Play chess puzzles against the ChessKid computer or other children.



Lots of lessons that teach you how to play chess. There are many more lessons to improve your chess skills if you can already play. More details on the next slide.



Send a friend request to other Smithy Street children. When this is set up you will be able to play matches against each other in ChessKid.

Lessons

Each lesson has a teaching video followed by exercises for you to complete. If you are a beginner, start at the first lesson. If you can already play, scroll down the list and choose where you think is best to start for you. The lessons become more challenging as you work through them.

Videos

Here you can find videos to teach you all aspects of chess for example: openings, endgames, tactics and strategy.

The screenshot shows a green-themed interface for a chess learning application. At the top, it displays 'Your Level: PAWN 3' next to a cartoon chess pawn icon and a progress bar at 0%. To the right, it says 'Next Lesson: Meet the Queen!' with an orange 'START' button. Below this are three main categories: 'LESSONS' (with a book icon and the text 'Take interactive chess lessons'), 'VIDEOS' (with a clapperboard icon and the text 'Learn from the best!'), and 'WORKOUTS' (with a brain icon and the text 'Play set positions'). A 'VISION' section with an eye icon and the text 'How's your board vision?' is also visible. Three white arrows point from the text blocks to the 'LESSONS', 'VIDEOS', and 'WORKOUTS' sections respectively.

Workouts

Get better at chess by practicing these key positions over and over! Sometimes the goal is to win, sometimes to draw. If you get it right three times in a row, you've probably mastered it!

How do I sign up for ChessKid ?

Click on this link and follow the instructions to set up your own personal Smithy Street account.

<https://www.chesskid.com/register/kid/group/GC5FSG>

YOUR PARENTS NEED TO ENTER THEIR E-MAIL ADDRESS DURING THE SIGN-UP. IF THEY DON'T DO THIS YOU WON'T BE ABLE TO CREATE YOUR OWN ACCOUNT.

Your parents will also receive an email from ChessKid inviting them to set up their own account. If they do this, they will be able to recover your username and password if you forget it. They can also learn to play chess- just like you !

MAKE SURE YOU WRITE DOWN YOUR USERNAME AND PASSWORD AND KEEP IT SAFE.

French

<http://www.languageangels.com/homeschool/items/eyJpdil6lIQwRmQ2WnVYbHlYeEdQT05XdWxFT2c9PSIsInZhbHVlIjojSll3cFRDd0lQaDg0cEtoeDBPK2dBQT09liwibWFjIjojM2UyNzJhYjBmNjYwNzAwOTA4OTg5MjMwMGMwNDFiMTBjOGYwNDhjMDU0MDc4YzI3YjZzZDE5NTViNjI3OTAwZiJ9/eyJpdil6lithS2dReGtnZVR4d0pOdENOMDRnc2c9PSIsInZhbHVlIjojQkw2aziBa0pwem9PRisrL2lpWG1HZz09liwibWFjIjojYWJkZDgzZGE2ZWnkNmQ4ZmNhNjY0MWFjNTZmMzQ2NWE4OTkzYTlzMdQ4Mjk1MDUxMjBmZTQwNDEyOWQ3ZDkzZCJ9/eyJpdil6lmtOYm5YUHDmBnRZanI4V3pldDI5c3c9PSIsInZhbHVlIjojS0FNQUh0OHJzVWJGUUnNhcGw1MTJxZz09liwibWFjIjojZjM1MzQ1YzYxY2MzNTgyNGM2OWY4NmQ2N2I0ZWwYmY5MzNhYTlFMTIxNTAyZGZkYjliMWUwNWZmZGE5NGJlMjY5>

Follow the link. Click on

FREE

if your school uses Language Angels

(get your login details from your school)

Your school login details


USERNAME

Smithy1326

PASSWORD

lahome

Step 1 click on...



Step 2 click on...



Step 3 click on...



Je Peux



manger



boire

parler



danser



Can you remember what these words mean?




chanter

écrire

cuisiner

écouter





regarder

sauter





Play the slide show.

Click on this button to hear the words.

Write down the missing word for each picture...

Je peux _____



Je peux _____



Je peux _____



Je peux _____



Je peux _____



Je peux _____



Je peux _____



Je peux _____



Je peux _____



Je peux _____





Go to games arcade

Click on 'Go to games arcade'



Je Peux... (I
Can...)

Click on Je Peux to pay the
game.

P.E with 'The Body Coach'

<https://www.youtube.com/watch?v=IEWcBlvqjDk>