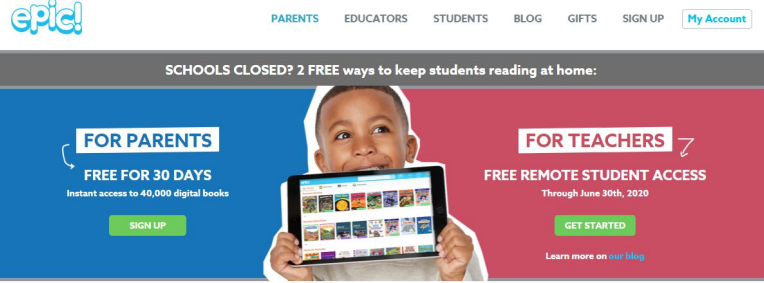


Thursday 11th June



# Reading

Continue to use *Get Epic*.

Go to [getepic](https://www.getepic.com) for reading activities. Remember to use your class code.

(You should have received a class code from the office. Please ask your parents to check their emails.)

1. Click on the link to get onto the website [getepic.com](https://www.getepic.com)
2. Click on the student tab. Use the class code that the office has sent you to login.
3. Open up your mailbox and read the book that you have chosen or your teacher has assigned.
4. If there is a quiz do the quiz

Remember we can see who is reading every day and for how long!

Good Luck!

# Reading

Read first news and complete the comprehension questions.

First News Paper

Thursday Comprehension

**FirstNews** Issue 729 £1.99 5-11 June 2020 

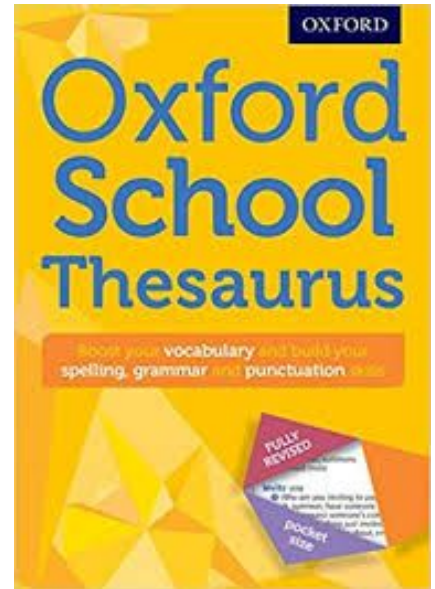
We can help control the virus if we all



# Writing

Complete this BBC Bitesize lesson on using a thesaurus.

BBC Bitesize



# Maths

Go to mathletics and complete the tasks that your teacher has assigned for you.

Use your username and password.

<https://login.mathletics.com/>

or complete this maths lesson on reading  
Train time-table (planning a journey).

[Maths Lesson Video](#) [Thursday Maths Task](#)

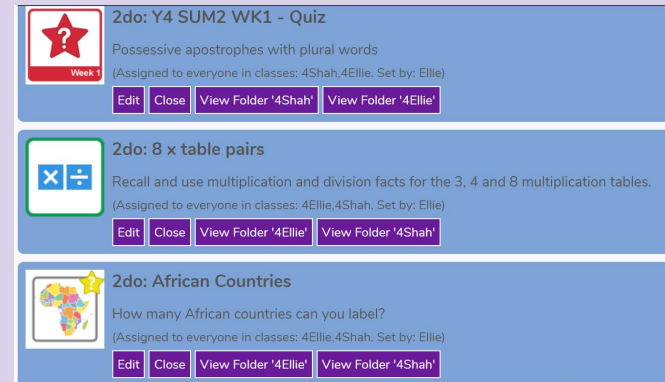
# Purple Mash

Don't forget to check the Purple Mash website for todo activities.

Use your own login details so we can see who has completed the activities.

Check out these todo activities.  
Make a comment when you hand in your work. We will give you some feedback.

Purple Mash



The screenshot shows a list of three todo activities in a blue-themed interface. Each activity has a small icon, a title, a description, and assignment information. Below each activity are four buttons: 'Edit', 'Close', 'View Folder '4Shah'', and 'View Folder '4Ellie''.

- Activity 1:** Icon: Red star with a question mark. Title: "2do: Y4 SUM2 WK1 - Quiz". Description: "Possessive apostrophes with plural words". Assignment: "(Assigned to everyone in classes: 4Shah,4Ellie. Set by: Ellie)".
- Activity 2:** Icon: Blue box with multiplication and division symbols. Title: "2do: 8 x table pairs". Description: "Recall and use multiplication and division facts for the 3, 4 and 8 multiplication tables.". Assignment: "(Assigned to everyone in classes: 4Ellie,4Shah. Set by: Ellie)".
- Activity 3:** Icon: Map of Africa with a star. Title: "2do: African Countries". Description: "How many African countries can you label?". Assignment: "(Assigned to everyone in classes: 4Ellie,4Shah. Set by: Ellie)".

# Computing

Continue to learn how to type using the skills set out in these Purple mash tasks.

Remember to use your own login details and save your work at the end of your session.

Letters & Numbers:

The image displays five task cards arranged horizontally. Each card has a rounded rectangular border and contains a visual representation of the task above a text label. The first four cards feature a red arrow pointing down to a row of three colored blocks labeled 'A', 'B', and 'C'. The fifth card features three colored trapezoidal shapes (red, blue, green) above the 'A', 'B', and 'C' blocks.

- Card 1: Right and Left letters
- Card 2: Right and Left Words
- Card 3: All Keys A to Z
- Card 4: Numbers 0 to 9
- Card 5: Falling Numbers



Hello Year 4,

We have some **very exciting chess news** !

Chess in Schools, (who Andrew works for), have managed to get each of you a **free gold level access to the ChessKid website** until **20<sup>th</sup> July**.

Chris has been using it and says it is FANTASTIC !

The [\*\*ChessKid for Parents and Carers leaflet\*\*](#) tells your parents all they need to know about ChessKid. Click the link and show it to you parents.

The next few slides will show you how it works and how you can sign up for a ChessKid Smithy Street.



# Music

Singing is a really good way of keeping our minds active and lifting our moods.

I challenge you to have a listen and learn a new song every day. Teach your family the song.

# Songs



# P.E.

Remember it's important to stay fit and healthy.


Follow the link below for a great P.E. Lesson with Joe Wicks.

[P.E. with Joe Wicks](#)


# What can I do on ChessKid ?




These are your settings..The speech bubble is where you may get a message from Chess in Schools or ChessKid.




This is your user name. It is created when you sign up. Make sure you write it down. **Do not change your user name.**



Play chess matches against the ChessKid computer or your friends.



Play chess puzzles against the ChessKid computer or other children.



Lots of lessons that teach you how to play chess. There are many more lessons to improve your chess skills if you can already play. More details on the next slide.



Send a friend request to other Smithy Street children. When this is set up you will be able to play matches against each other in ChessKid.

## Lessons

Each lesson has a teaching video followed by exercises for you to complete. If you are a beginner, start at the first lesson. If you can already play, scroll down the list and choose where you think is best to start for you. The lessons become more challenging as you work through them.

## Videos

Here you can find videos to teach you all aspects of chess for example: openings, endgames, tactics and strategy.

The screenshot shows a green-themed chess learning interface. At the top, it displays 'Your Level: PAWN 3' next to a cartoon pawn character and a progress bar at 0%. To the right, it says 'Next Lesson: Meet the Queen!' with an orange 'START' button. Below this are four menu options: 'Lessons' (with a book icon and 'Take interactive chess lessons'), 'VIDEOS' (with a clapperboard icon and 'Learn from the best!'), 'VISION' (with an eye icon and 'How's your board vision?'), and 'WORKOUTS' (with a brain icon and 'Play set positions').

## Workouts

Get better at chess by practicing these key positions over and over! Sometimes the goal is to win, sometimes to draw. If you get it right three times in a row, you've probably mastered it!

## **How do I sign up for chess kid ?**

Click on this link and follow the instructions to set up your own personal Smithy Street account.

<https://www.chesskid.com/register/kid/group/GC5FSG>

**YOUR PARENTS NEED TO ENTER THEIR E-MAIL ADDRESS DURING THE SIGN-UP. IF THEY DON'T DO THIS YOU WON'T BE ABLE TO CREATE YOUR OWN ACCOUNT.**

**Your parents will also receive an email from ChessKid inviting them to set up their own account. If they do this, they will be able to recover your username and password if you forget it. They can also learn to play chess- just like you !**

**MAKE SURE YOU WRITE DOWN YOUR USERNAME AND PASSWORD AND KEEP IT SAFE.**

**Remember, your account will only work until **20th July**. After this date it will be inactivated.**

**Make the most of it !**

### **Website or app ?**

**P.S.** You can access ChessKid through their website or by downloading their app. **It is better to use their website** as the app does not have everything on it.