


Thursday 14th May 2020

Good Morning Year 1

Here are your activities for today

P.E.: <https://www.youtube.com/channel/UCAxW1XT0iEJo0TYIRfn6rYQ>

Reading: Read 'Little Red Riding Hood' by Jennifer Shand on this link
<https://www.getepic.com/app/read/55584>



Phonics: Today you will be learning the alternative spelling for the short **oo**. Watch Nahida teach this lesson.

https://drive.google.com/file/d/1KVkwW8YB-tEZRgks1pGmq_Ps5ojU7bQj/view?usp=sharing

English: https://www.purplemash.com/#app/pup/redridinghood_bubbles

Login to Purple Mash: Use the speech bubbles to write what the characters are saying. (Remember to save your work under your name so your teachers can see)

Alternatively: if you can't login to Purple Mash, draw a picture of when Red Riding Hood gets to Grandma's house and see's the wolf. Add speech bubbles to your drawing.

These speech bubbles can be what they are saying to each other or what they are saying to you about how they are feeling in that moment.




Mathematics: Watch this video and join in.

<https://www.youtube.com/watch?v=DnFrOetuUKg>

Login to Mathletics and complete the assigned tasks (Multiplication Arrays)

OR copy and complete the tasks below.

Complete the table.

Array	Description - columns	Description - rows	Totals
	5 columns 2 cookies in each column	2 rows 5 cookies in each row	$2 + 2 + 2 + 2 + 2 = 10$ $5 + 5 = 10$
	___ columns ___ donuts in each column	___ rows ___ donuts in each row	
	___ columns ___ fish in each column	___ rows ___ fish in each row	
	3 columns 5 cupcakes in each column	5 rows 3 cupcakes in each row	

Louise doubles her donuts. The picture shows what she had after she doubled her donuts.



Whitney



Louise started with 4 and ended with 8 donuts.

Eva



Louise started with 8 and ended with 16 donuts.

Mo



Louise started with 2 and ended with 4 donuts.

Who do you agree with? Explain why.

Tommy and Jack each have the same number of sweets.




Tommy has 5 equal groups of 2
Jack has 1 equal group.
How many sweets are in Jack's group?

Amir and Whitney are making arrays.



Who has made a mistake? Explain why.

Teddy and Alex are writing number sentences to describe the array.



Teddy $4 + 4 + 4 + 4 + 4 = 20$

Alex $5 + 5 + 5 + 5 = 20$

Who do you agree with? Explain why.

Complete the table by doubling each number.

1	
2	
3	
4	
5	
6	
7	
8	
9	
10	

What patterns do you notice?

Topic:

MAKE YOUR OWN TASBIH

Some Muslims use a string of beads to help them keep count. This string of beads itself is called a Tasbih in some languages like Urdu and Bengali.

Before you take your old magazines to the recycling skip, take out some of the most colourful pages and make some beads for your very own personalised tasbih! Follow the instructions below to make your beads:

You will need:

- Magazine
- A pair of scissors
- Glue (PVA or a glue stick works well)
- String (dental floss or fishing wire is very strong)
- A skewer or thin stick



Method

1. Cut a piece of colourful paper into long strips, slightly wider at one end.
2. Starting from the widest end of the paper strip, roll each one around your stick.
3. Dab some glue on the underside of the paper to hold it all in place.
4. To make the tasbih, thread through 33 beads onto the string. Knot the ends together.

Tips:

- You can add beads made from strips of foil to add some sparkle to your tasbih.
- Paint your beads with PVA glue before threading them onto the string to make them stronger and shiny too.
- Experiment with different types of paper to create various effects. You can use tissue paper, sugar paper and even newspaper!

For Inspiration: Here are some Mini Tasbih Nahida made last year in Ramadan!

