

Monday 15th June 2020

Happy Monday!

Literacy

Today we're going to think about reading **comprehension**. To **comprehend** is a fancy word meaning to **understand**.

The text we're going to read today is a **fable** (a story containing a lesson) called *The Man, the Boy and the Donkey*.

Read the text and answer the questions. This will help show what you have understood about the story you've read.

Parents - we've put the answers at the end .




The Man, the Boy, and the Donkey

A man and his son were taking their donkey to market. As they walked along by its side, a countryman passed and said, "You fools, what is a donkey for but to ride upon?"

So the man put the boy on the donkey, and they went on their way.

Soon, they passed a group of men. One said, "See that lazy boy. He lets his father walk while he rides."



The man took his son off and climbed on himself. They hadn't gone far when they passed two women. One said to the other, "Shame on that lazy lout to let his poor son trudge along."

The man didn't know what to do, so he pulled his son up beside him on the donkey. When they reached the town, the people laughed and pointed at them. The man asked what they were laughing at.

The people said, "Aren't you ashamed of yourself for overloading that poor donkey of yours – you and your son?"

So they both got off and wondered what to do. They cut down a pole and tied the donkey's feet to it. Then they raised the pole and the donkey to their shoulders. They staggered along until they came to a bridge. The donkey, getting one of its feet loose, kicked out and caused the boy to drop his end of the pole. In the struggle the donkey fell over the bridge, and was drowned.

The old man and his son, feeling sad, made their way home, thinking: "When we try to please everybody, we please nobody."

Now check the fable again for the answers to these questions.

1 Who called the man and his son fools?

2 Who was the first one to sit on the donkey?

3 What word did the group of men use to describe the boy?

4 Who did the man and his son see after the group of men?



5 Where were they when people laughed and pointed at them?

6 What word tells you the man and his son found it hard to carry the donkey?

7 What happened to the donkey at the end?


8 What lesson did the man and his son learn?

Maths


Today we're going to practise making a tally chart. You will need one packet of smarties so ask your parents (very nicely) to help you buy a packet. My packet cost 60p. I used a 50p coin and a 10p coin. Maybe you could help your parents to work out how to pay for your packet?

Open up your packet and see how many colours you have!

Here's mine



Now we're going to organise this information into a tally chart. My example is on the next slide.

Remember that if you have 5 smarties, you represent your tallies like this 

Keep your tally chart safe because you'll need it tomorrow! You can eat the smarties when you're done.



Smarties	Tally	Total
Green	 	6
Brown		4
Yellow		4
Red		4
Purple		4
Orange		3
Pink		2
Blue		1

Art

Today, think about making a string **installation** (a fancy word for a 3D artwork) like the artist Angela Bulloch. For her artwork *Disenchanted Forest* she hung and dangled long pieces of string from the ceiling to the floor and filled a room with strange noises and lights.

Remember to check with your parents first before making your own art installation!

<https://www.tate.org.uk/kids/make/sculpture/make-your-own-string-den>



Reading:

Daily story time - videos are uploaded at 10.30 Monday - Saturday

<https://www.ideastore.co.uk/storytime-online>

Oxford Owl - <https://www.oxfordowl.co.uk/>

For the links below, pupils with Ideas Store accounts can access e-books or audio books online. Pupils without an account can register online and use their registration number and pin for access to the e books on the apps / websites that the Ideas Store uses. The benefit of using these accounts is that you get audio and e book versions of the books the children love, like David Walliams, Captain Underpants, Horrid Henry, Harry Potter and more!

EYFS - Y6

Online library website:

<https://llc.overdrive.com/library/youth>

Apps for e books and audio books:

<https://www.ideastore.co.uk/ebooks-and-audiobooks>

PE

Joe Wicks PE Workouts - daily at 9am

<https://www.thebodycoach.com/blog/pe-with-joe-1254.html>



PHSE



It's really important to look after your mind as well as your body. Harold the giraffe is posting daily ideas for creating routines and the different things that you (with the help of your parents/carers) can do to keep happy and healthy - including looking after your emotional health.

<https://www.coramlifeeducation.org.uk/harolds-daily-diary>

Answers

Now check the fable again for the answers to these questions.

1 Who called the man and his son **fools**?

a countryman

2 Who was the first one to sit on the donkey?

the boy

3 What word did the group of men use to describe the boy?

lazy

4 Who did the man and his son see after the group of men?

two women

5 Where were they when people laughed and pointed at them?

in the town



- 6 What word tells you the man and his son found it hard to carry the donkey?

staggered

- 7 What happened to the donkey at the end?

It drowned.

- 8 What lesson did the man and his son learn?

When we try to please everybody, we please nobody.