


# Monday 15th June

Hello Year 6,

On this day in 1878, the world's first ever moving pictures were caught on camera (using 12 cameras, each taking 1 picture). It was done to see if all four of a horse's hooves leave the ground at the same time- they do !



And that was the beginning of films!  
Lizzie, Chris and Alison

Today's puzzle.

$$\text{Apple} + \text{Apple} + \text{Apple} = 30$$

$$\text{Apple} + \text{Banana} + \text{Banana} = 18$$

$$\text{Banana} - \text{Coconut} = 2$$

$$\text{Coconut} + \text{Apple} + \text{Banana} = ??$$

Answer on last slide.



# Chess

Spend 30 minutes on your next ChessKid lessons or puzzles.

<https://www.chesskid.com/login>



If you haven't signed up yet, here is the link to set up your account.

<https://www.chesskid.com/register/kid/group/GC5FSG>

These lessons from CSC might also help you. For each lesson there is a video, worksheet and quiz. The lessons are at the bottom of the web page.

<https://www.chessinschools.co.uk/chess-at-home>

# Maths



## 1. I see Maths Challenge 1 - Order and Compare

a) Watch the video. [Click here.](#)

b) Now complete the task. [Click here.](#)

## ● Challenge 2 - Multiples, primes and digit cards.

Don't worry, you don't need the digit cards, just a pencil and paper.

[Click here](#)

Answer [here](#).


## ● Mathletics - [Click here](#)

# Reading Skills

## To summarise information.

Using the book *The Diamond Of Drury Lane* you will learn how to summarise and share information about a character.

[Click here.](#)



Complete your daily **Read Theory** here:


<https://readtheory.org/auth/login>

Easier reading task.

[Click here.](#)



WHAT SHOULD  
I READ NEXT?



epic!

[Log-in](#)

Rory Rooney likes to be prepared for all eventualities. His favourite book is *Don't Be Scared, Be Prepared*, and he has memorized every page of it. He could even survive a hippo attack. He knows that just because something is unlikely doesn't mean it won't ever happen . . . But Rory *isn't* prepared when he suddenly and inexplicably turns green. Stuck in an isolation ward in a hospital far from home with two other remarkably green children, Rory's as confused by his new condition as the medics seem to be. What if turning green actually means you've turned into a superhero? Rory can't wait to make it past hospital security and discover exactly what his superpower might be . . . *The Astounding Broccoli Boy* is the hilarious tale of an unlikely (and very green) hero believing in himself and finding adventure. Read the first chapter [here](#).

# Writing to entertain - how to keep your reader engaged.

## Subordinate Clauses

Subordinate clauses can be used to add more detail or vital information. Try varying their location within a sentence.

**As it was nearly time to leave Earth for good**, Billy decided that now was the moment to say goodbye.

## Adverbials

Use adverbials to engage your reader with the text and to give them extra important information.

**Between the tall trees**, Kacey noticed a strange figure.

**Scared and alone**, the boy trudged through the undergrowth.

## Carefully Chosen Adjectives

Use powerful adjectives which match the genre of your text.

The **tall, gnarled** oak trees provided relief from the **relentless** downpour.

## Parenthesis

Use parenthesis to add in extra information. Parenthesis can be punctuated using commas, dashes or brackets.

Captain Flake – **a disappointingly mediocre hero** – attempted to douse the flames using a small, pink teapot.



# Creative Writing



This is the Mad Hatter from *Alice in Wonderland*.

Describe the following:

- his eyes and eyebrows
- his hat
- his clothes

Thesaurus. [Click here.](#)

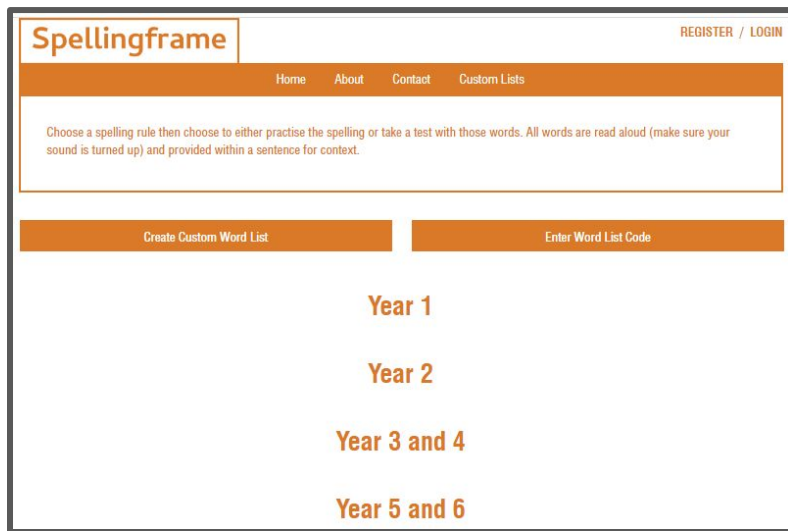
Turn this into a **descriptive paragraph** about the Mad Hatter.

# Punctuation.

Using semi colons in different situations [Click here.](#)

# Spelling.

Continue with your daily **Spellingframe** activities. [Click here.](#)



The screenshot shows the Spellingframe website interface. At the top left is the logo "Spellingframe" and at the top right are the links "REGISTER / LOGIN". Below the logo is a navigation bar with links for "Home", "About", "Contact", and "Custom Lists". A central text box contains the instruction: "Choose a spelling rule then choose to either practise the spelling or take a test with those words. All words are read aloud (make sure your sound is turned up) and provided within a sentence for context." Below this are two buttons: "Create Custom Word List" and "Enter Word List Code". At the bottom, there are four categories of activities: "Year 1", "Year 2", "Year 3 and 4", and "Year 5 and 6".



# Computing

In this task, you will be creating a band and making great songs !

The screenshot shows the Scratch 3 project page for "3 Little Band". At the top, it says "CREATIVE COMMONS BY-NC-SA" and "LEVEL ★". The main title is "3 Little Band" with the subtitle "Build a little band and play great songs!". There are three rules of play: 1. Click the cat and the piano to play; 2. The drum will play by itself; 3. Click the piano to start playing a song. Below the rules, there is a "How to Use" section with a link to the project online. The "Blocks you will need" section lists: play (drum) for 2.0 seconds, play (piano) for 2.0 seconds, when green flag clicked, and when this sprite clicked. The first step of the tutorial is "Create Sprites: To begin with, we need two music instruments, a drum and a piano." It shows a "New Sprites" button and a "Click here to choose a sprite: Drum and Piano." button. Below this, it says "While 'Drum' is selected, click 'Generate' to see all the costumes / pictures." and shows a "Generate" button. At the bottom, it says "It's the music show, so we don't need the cat this time. To remove it from the stage, click the 'cat' sprite button on it, and then select 'delete'." and shows a "delete" button.

Instructions

Scratch 3

# Music.

## Developing rhythm through clapping games.

Clapping games are a great way to develop your sense of rhythm. In these videos the girls will demonstrate each activity and then teach you how to do it. Enjoy !

Clapping game 1: [Sevens](#)

Clapping game 2: [Bim Bum](#)



# Daily Exercise

1. Find your next exercise video from Joe Wicks. [Click here.](#)





# Extension



The government has created the Oak National Academy to provide extra 'lessons' for children while you are at home. Each day there are maths, English and foundation lessons. The lessons are sequential, so it is important that you do them in order.

We want you to first complete the work that we have set you. If you decide you would like an extension, then click on the link below to access their lessons.

[Oak National Academy](#)

$$\text{🍏} + \text{🍏} + \text{🍏} = 30$$

$$\text{🍏} + \text{🍌} + \text{🍌} = 18$$

$$\text{🍌} - \text{🥥} = 2$$

$$\text{🥥} + \text{🍏} + \text{🍌} = ??$$

# Answer is 14

One apple is worth 10

2 bunches of bananas are worth 8 so one bunch is worth 4. There are 4 bananas in each bunch so 1 banana is worth 1.

Coconuts are worth  $4 - 2 = 2$ .  
1 coconut shell must be worth 1.

So this would be

$$1 + 10 + 3 = 14$$