











## Nursery homeworking tasks

Thursday 16<sup>th</sup> July 2020

Hello everyone, I hope you are all well and safe. Enjoy today's activities. Abi ☺

<p>Do some threading.</p> 	<p>Choose a back to nature activity card.</p> 	<p>Choose a Cirque du Soleil video to watch with your family and talk about it.</p> 	<p>Make something out of an egg carton.</p> 	<p>Visit some botanical gardens and talk about them.</p> 
<p>Am I ready for Reception? Use your getting ready for school checklist.</p> 	<p>Do some PE or sensory circuits.</p> 	<p>Do some Maths.</p> 	<p>Do some phonics.</p> <p>abc</p> 	<p>Read your favourite book to/with your mum or dad.</p> 

Phoenix home learning: <https://www.phoenix.towerhamlets.sch.uk/thamlets/primary/phoenix/site/pages/homeresources>

Some top tips for home learning if your child has special educational needs. You can find a range of different resources to help support your child.

Cirque du Soleil: <https://www.cirquedusoleil.com/cirqueconnect>



Best botanical gardens in the world: <https://www.timeout.com/things-to-do/best-botanical-gardens-in-the-world>




Cool DIY egg carton crafts: <https://spongekids.com/cool-diy-egg-carton-crafts/>

After using all the eggs in your egg carton, you can put the carton aside to use for crafts later on. Egg carton crafts are a great way to let kids have a little fun while expressing them creatively.



**Maths:**



What shapes are these?

How many cubes were used to build each one?

Are there any patterns?

What colours can you see?

How are these shapes different?

What is the same about them?

Explore the shapes with your child and talk with them about what they can see.



**Phonics:** <https://www.teachyourmonstertoread.com/games/tm1/demo>

Teach Your Monster to Read – fun games to support with letter sounds. The link will take you to the demo; you can access more games by creating an account. All games are free on laptops. There is an app available too if you are accessing from a smart phone but it is at a cost of £2.99.

Read with Phonics Games – a great free alternative for smart phones.

**Read a book:** [www.getepic.com/students](http://www.getepic.com/students) Class code: dbm5873

If you don't have a laptop or an iPad at home, you can download the 'Epic' app onto your smart phone. Enter your class code then find your name. Click on 'Mailbox' to read the eBooks your teacher has set you. Enjoy!



**Idea Store:** <https://www.ideastore.co.uk/storytime-online>


**Daily story time - videos are uploaded at 10:30, Monday – Saturday.**

Your Idea Store or library may be closed right now but you can do all of your favourite things online! We've got:

- \*Story Time for the little ones
- \*Art Club Challenge – take up our weekly challenge and get your pictures on the Idea Store website!
- \*Loads of family fun activities from your favourite authors and publishers
- \*Get the latest e-books and audiobooks for FREE with your Idea Store Card
- \*Coming soon – “Silly Squad” Digital Summer Reading Challenge!

**Coronavirus, a book for children:** <https://nosycrow.com/wp-content/uploads/2020/04/Coronavirus-A-Book-for-Children.pdf>

This book explains corona virus in a child friendly way and is illustrated by Axel Scheffler who you might recognise as the illustrator of 'The Gruffalo'!



**Enjoy some PE:** <https://www.afpe.org.uk/thisispe-supporting-parents-to-teach-pe-at-home/>

Short two-minute videos are being posted that show parents (and teachers) free, fun and easy to follow PE activities for the whole family to enjoy together.

Try Lesson 14 – Sock wars. Have fun! 😊



**Sensory PE:**

<https://www.youtube.com/channel/UCUTi5prYawoEmjPt7PsR77g/videos>

Enjoy some sensory circuits with your child.



Watch the introduction video and tune in every day (Monday to Friday) at 9:30 for the sessions.

## Threading

Activities like these support your child's fine motor development. All you need is a colander or sieve and some pipe cleaners or string/ribbon.



**Back to nature activity cards:** <https://schoolgardening.rhs.org.uk/Resources/Info-Sheet/Back-to-Nature-Activity-Cards?returnUrl=%2FResources%2FFind-a-resource%3Fso%3D0%26pi%3D10%26ps%3D10%26f%3D1,6:%26page%3D2>

Choose an activity to try at home today. There are also plenty more fun activities to keep you busy over the summer.



## Am I ready for Reception?

Use this checklist over the summer holidays to help you feel prepared.

### Getting Ready for School Checklist

I can...	I can...	I can...
recognise my name	<input type="checkbox"/> hold my pencil carefully	<input type="checkbox"/> put on my socks
write the first letter	<input type="checkbox"/> draw a face 	<input type="checkbox"/> find my shoes
copy my name	<input type="checkbox"/> colour in carefully	<input type="checkbox"/> put on my shoes
write my name 	<input type="checkbox"/> name the colours I use	<input type="checkbox"/> do up my shoes 
I can...	I can...	I can...
count from 1 to 5	<input type="checkbox"/> sing simple rhymes	<input type="checkbox"/> find my coat
recognise each number	<input type="checkbox"/> sing and clap to a song	<input type="checkbox"/> put my arms into my coat
place 1 to 5 in order	<input type="checkbox"/> tap a beat 	<input type="checkbox"/> do up a zip to the top
write 1 to 5 in order <b>1 2 3 4 5</b>	<input type="checkbox"/> move to music	<input type="checkbox"/> do buttons 
I can...	I can...	I can...
eat with a knife and fork	<input type="checkbox"/> tidy away my toys	<input type="checkbox"/> say please when I ask
pour myself a drink	<input type="checkbox"/> clear away things I've used	<input type="checkbox"/> say thank you when I get
taste different foods	<input type="checkbox"/> put my clothes away	<input type="checkbox"/> ask to go to the toilet
wash my hands before and after meals 	<input type="checkbox"/> help at home 	<input type="checkbox"/> wait my turn to talk 
I can...	I can...	I can...
clean myself	<input type="checkbox"/> use the stairs hand rail	<input type="checkbox"/> cut along a line
wash my hands 	<input type="checkbox"/> hold hands on the street	<input type="checkbox"/> cut 'snips' into paper
dry my hands	<input type="checkbox"/> take turns when playing	<input type="checkbox"/> cut out a shape
go to the toilet when I need to	<input type="checkbox"/> share toys with a friend 	<input type="checkbox"/> cut out shapes to make a picture 