

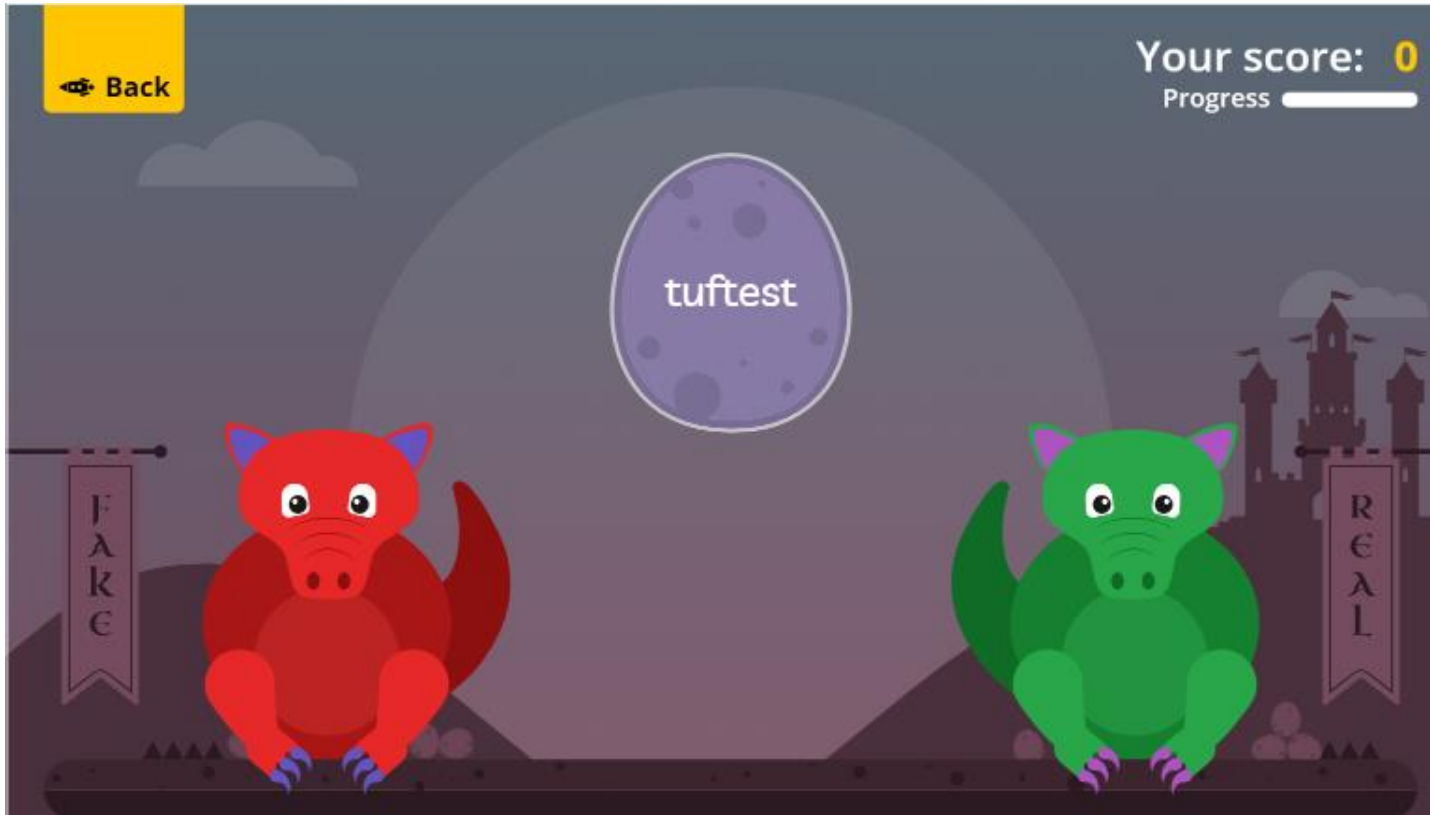
Dinosaur Group

Wednesday 17th June 2020



Phonics

- Play the phase four phonics game:
- <https://www.phonicsplay.co.uk/resources/phase/2/dragons-den>



Phase 4

Handwriting

Letter join: <https://www.letterjoin.co.uk/log-in.html>











Username: Smithy_8

Password: letterjoin

Words to try

went
it's
from
children
just
help

Letter-join 

-  Patterns
-  Easy letters
-  Easy words
-  Harder letters
-  Harder words
-  More letters >
-  Phonics >
-  Fun >
-  Resources >
-  Info



Type a word then pick a background

-  Sand
-  Rainbow
-  Chalk
-  Steam
-  Graffiti
-  Erase
-  Pop-out


Click on fun

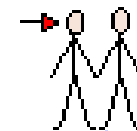
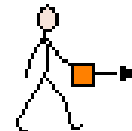
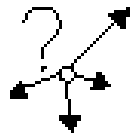
Type the word in the box

Reading

Go to oxford owl and read the book 'The Stinky Plant'

<https://www.oxfordowl.co.uk/api/interactives/26345.html>

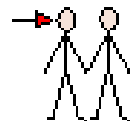
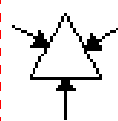




Where did the magic key take them?



What is a botanist?




How did they help the botanist?



Literacy-Cake

Watch the 2nd video of Ashley reading part of the story 'Cake' by Sue Hendra and Paul Linnet (the video transcript is on the next slide)



<https://www.bbc.co.uk/bitesize/articles/z7f2xyc>

You can also watch a video of the full story here...

https://www.youtube.com/watch?v=xg_39xByvqc

Video transcript

'Here you go sir' said the shop assistant. 'You'll be irresistible in this.'

'Well thank you very much' said Cake.

He couldn't wait to get home and show Fish his new hat.

'Are you ready?' Cake called from the bathroom. 'Ta-dah!'

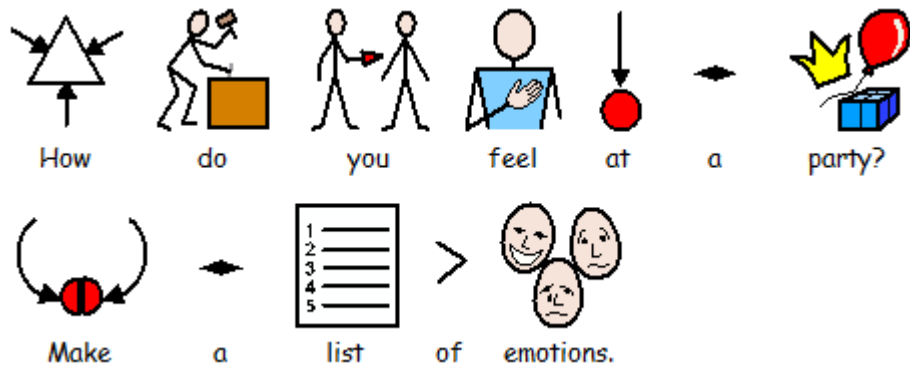
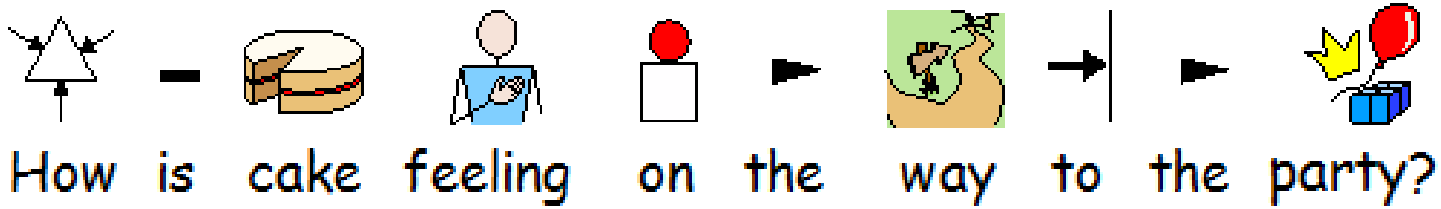
'You've cracked it' shouted Fish.

Cake was soon on his way to the party, dressed up in his new hat.

'Deedly-dee, deedly-dum, I'm off to a party to have some fun!'

Cake was a bit nervous when he arrived.

But when everyone saw him, they cheered! 'CAKE'S HERE! A party isn't a party without CAKE!' they said. And he went in.













Geography: Deserts

Today we will be exploring deserts.

Answer the questions using the website to help you

<https://www.dkfindout.com/uk/earth/deserts/>

 —   What is a desert?	 3  >  Name 3 types of desert...	 —    What is a sand dune?
	<ol style="list-style-type: none">1.2.3.	


Physical Activity

Cosmic Yoga

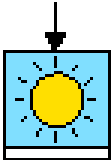


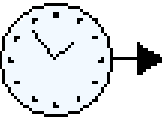

[https://www.youtube.com/watch?v=iW
owDC3x0hE](https://www.youtube.com/watch?v=iW
owDC3x0hE)

Maths- Time

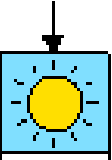




First write down the 7 days of the week in order.






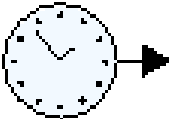

Then answer these questions.

 —  —  —  —  be...

Today is Wednesday tomorrow will be...

 —  —  —  —  was..

Today is Saturday yesterday was..

 —  —  —  —  be..

Yesterday was Tuesday tomorrow will be..

Maths- 2D and 3D Shapes











Watch the video: Lesson 2 - Count faces, edges and vertices on 3D shapes

<https://whiterosemaths.com/homelearning/year-2/>


Lesson 2 - Count faces, edges and vertices

The screenshot shows a video player interface for a lesson titled "Lesson 2 - Count faces, edges and vertices". The video content displays a quiz question: "How many vertices?". Below the question, there are six 3D shapes arranged in three rows. The first row shows a cube with the number 8 next to it, and a rectangular prism with the number 8 next to it. The second row shows a sphere with the number 0 next to it, and a cylinder with the number 0 next to it. The third row shows a square-based pyramid with the number 4 next to it, and a triangular-based pyramid with an empty box next to it. To the right of the shapes, there is a cartoon character's head and a "White Rose Maths" logo. Below the shapes, there is a "Have a go" button and a blue play button icon. At the bottom of the video player, there is a progress bar showing a play button, a time indicator of 08:54, a settings gear icon, and a full-screen icon.

Look at the 3D shapes and fill in the table

 shape	 >  name of shape	123 >  number of flat faces	 >  draw the faces
			
			
			
			

Key words:


triangular


prism


pyramid


cuboid


cube