

Friday 17th July 2020

It is the very last day of year 3!

Have a safe and happy summer holidays.

Remember the website is full of useful links to websites that can be used over the summer.

Maths - remember to keep practising your times tables!

<https://www.topmarks.co.uk/maths-games/hit-the-button> - hit the button

<https://www.topmarks.co.uk/maths-games/mental-maths-train> - mental maths truck

<https://www.topmarks.co.uk/times-tables/coconut-multiples> - find the multiples

https://phet.colorado.edu/sims/html/arithmetic/latest/arithmetic_en.html - times table squares

<https://mathsframe.co.uk/en/resources/resource/504/Super-Maths-Bowling-Multiplication> - multiplication bowling

You can still log onto Mathematics over the Summer if you want to practise some Maths!

Reading

Log onto Get Epic and choose a book to read or have one read to you and follow along!

Beth's class code - qad0628

Natalie's class code - uzw1406

<https://www.getepic.com/sign-in>

Or read this week's issue of First News

If you are looking for more books...

Follow this link for access to the online library

<https://llc.overdrive.com/library/youth>

If you have an Ideas Store card, you can get access to eBooks and

Audiobooks

<https://www.ideastore.co.uk/ebooks-and-audiobooks>

Handwriting

Log onto letter join using these log in details ->

<https://www.letterjoin.co.uk/log-in.html>

Choose class 3 and practise letters you find tricky!

PC DESKTOP AND LAPTOP LOG-IN

Log in at www.letterjoin.co.uk and use the Desktop log-in option with these details:

User name: ak74713


Password: home

IPAD AND TABLET LOG-IN

Go to www.letter-join.co.uk and use the Tablet log-in option with these details:

User name: ak74713

Swipe code
(starting at top left):



Create some amazing art work using these websites!

<https://www.tate.org.uk/kids/games-quizzes/street-art>

<https://artsology.com/fractal-drawing-game.php>

<https://quickdraw.withgoogle.com/>

<https://www.autodraw.com/>

Chess

Remember our subscription has been extended till August 31st. Make the most of it and sign up if you haven't already!



Hello Year 3,

We have some **very exciting chess news** !

Chess in Schools, (who teach Year 4), have managed to get each Year 3 child a **free gold level access to the ChessKid website until 20th July**.

Chris has been using it and says it is FANTASTIC !

The [ChessKid for Parents and Carers leaflet](#) tells your parents all they need to know about ChessKid. Show it to them.

The next few slides will show you how it works and how you can sign up for a ChessKid Smithy Street.

What can I do on ChessKid ?



These are your settings.. The speech bubble is where you may get a message from Chess in Schools or ChessKid.

This is your user name. It is created when you sign up. Make sure you write it down. **Do not change your user name.**

Play chess matches against the ChessKid computer or your friends.

Play chess puzzles against the ChessKid computer or other children.

Lots of lessons that teach you how to play chess. There are many more lessons to improve your chess skills if you can already play. More details on the next slide.

Send a friend request to other Smithy Street children. When this is set up you will be able to play matches against each other in ChessKid.

Lessons

Each lesson has a teaching video followed by exercises for you to complete. If you are a beginner, start at the first lesson. If you can already play, scroll down the list and choose where you think is best to start for you. The lessons become more challenging as you work through them.

Videos

Here you can find videos to teach you all aspects of chess for example: openings, endgames, tactics and strategy.



Workouts

Get better at chess by practicing these key positions over and over! Sometimes the goal is to win, sometimes to draw. If you get it right three times in a row, you've probably mastered it!

How do I sign up for ChessKid ?

Click on this link and follow the instructions to set up your own personal Smithy Street account.

<https://www.chesskid.com/register/kid/group/GC5FSG>

YOUR PARENTS NEED TO ENTER THEIR E-MAIL ADDRESS DURING THE SIGN-UP. IF THEY

DON'T DO THIS YOU WON'T BE ABLE TO CREATE YOUR OWN ACCOUNT.

Your parents will also receive an email from ChessKid inviting them to set up their own account. If they do this, they will be able to recover your username and password if you forget it. They can also learn to play chess- just like you !

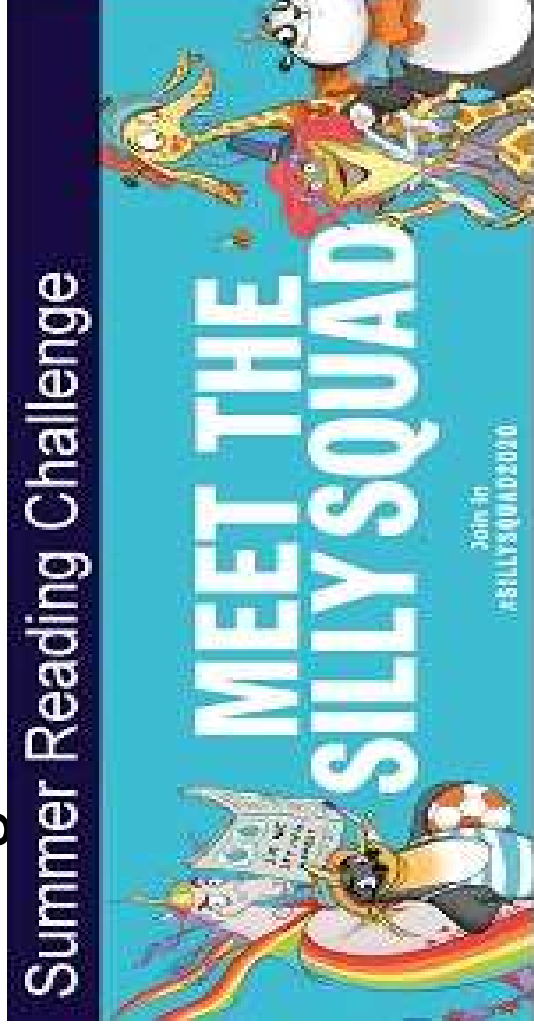
**MAKE SURE YOU WRITE DOWN YOUR USERNAME AND PASSWORD AND
KEEP IT SAFE.**

Summer Reading Challenge

Summer Reading Challenge

This year, the Summer Reading Challenge will take place online.

All you need to take part is an Ideas Store library membership.



If you don't have one already, sign up online.

<https://www.ideastore.co.uk/join-today>

To find out what the challenge is about and join visit the Summer Reading Challenge website.

<https://summerreadingchallenge.org.uk/>


The video below shows you what the Summer Reading Challenge is. It also tells you about some activities the Ideas Store are running over the Zoom app during the summer holidays!

<https://youtu.be/prPm2UHMR2I>

The activities will start on Saturday 11th July and will be running every day except Sunday from 2-3pm. You can find the details on the Ideas Store website.

<https://www.ideastore.co.uk/src>


Step 1 click on....



Step 2 click on....



Step 3 click on....



Play the slide show.

Click on this button to hear
the words.

The image shows a digital interface for a slide show. The main area is a yellow rectangle with a large blue number '1' in the center. In the top right corner of the yellow area is a small lightbulb icon. Below the yellow area is a white control bar. From left to right, it contains: a play button, a progress indicator showing '1 / 33', a refresh button, a volume icon, a 'PREV' button, and a 'NEXT' button. At the bottom left of the white bar, there is a small logo for 'KIDSPEDIA ANIMALS'.



Click on 'Go to games arcade'

Click on Je Peux to pay the game.

Click on 'Go to games arcade'



Click on Les Nombres to pay
the game.



P.E with 'The Body Coach'

<https://www.youtube.com/watch?v=QPXQcCyRFt0>