

Dinosaur Group

Thursday 18th June 2020



Phonics

- Read these phase 4 sentences. Match them to the right picture.

“I need some bricks,” said Brenda.



“This is my broom and my brush,” said Kevin.



She put ink into the inkwell.



“Thank you,” said the banker.



There was a frog jumping on the riverbank.



Phonics

- Look at the words below
- What is the 1st, 2nd, 3rd, 4th sound in the words?

blank

stamp

trunk

scrunch

speck

street

blend

Reading

Go to Collins connect and enter in the details below


<https://connect.collins.co.uk/school/Portal.aspx>

Go to **Collins Connect** and click on the Teacher portal and enter:

Username: **parents@harpercollins.co.uk**

Password: **Parents20!**

- **Read the book 'Winkies War' (Green)**
- **Create your own invention on the next slide**



Reading

Retell Winkie's journey using the pictures





Do you know what **SOS** means?
If not research to find out.

Literacy- Cake!

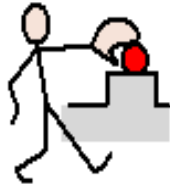
Imagine you are Cake when he gets the invitation to the party



When



I



get



a



party



invitation



I



feel..

A large empty rectangular box with a blue border, intended for writing a story. A yellow pencil is positioned at the top left corner of the box.

Literacy- Cake!

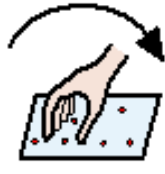
Imagine you are Cake when Cake is trying on clothes to show to Fish



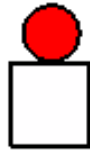
When



I



try



on



clothes



I



feel...

A large empty rectangular box with a blue border, intended for writing a sentence. A yellow pencil is positioned at the top left corner of the box.

Literacy- Cake!

Imagine you are Cake when Fish suggests that Cake buys a hat.



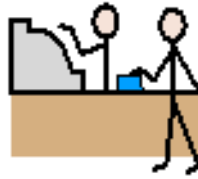
When



fish



suggests



buying



a



hat



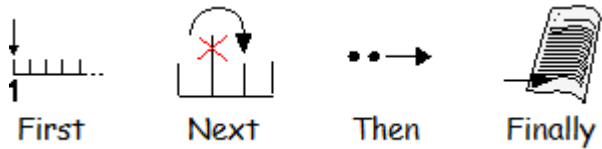
I



feel...

A large empty rectangular box with a blue border, intended for writing a response. A yellow pencil is positioned at the top left corner of the box.

Order the events in the story by writing these in the box at the end.



<p>Cake showed fish the hat.</p>	
<p>Cake went to the party.</p>	
<p>Everyone cheered when cake arrived at the party.</p>	
<p>Cake went home in his new hat.</p>	





RE –Vaisakhi




Go to the symbol world website (it's free!)

<https://symbolworld.org/articles/689>

Read the information about Vaisakhi.... I have added it below if you can't find it

 **1**     
Vaisakhi is one of the most important dates in the Sikh calendar.

   
It is the Sikh New Year festival.

   **13th 2012**
It will be celebrated on April 13th 2012.



Gurdwaras are decorated and visited.



Parades, dancing and singing happen throughout the day.



Vaisakhi is a well known festival in the Punjab.

Answer these questions about what you read.

1. What 3 things do they do on the day?

2. What is decorated?

3. What kind of celebration is it?

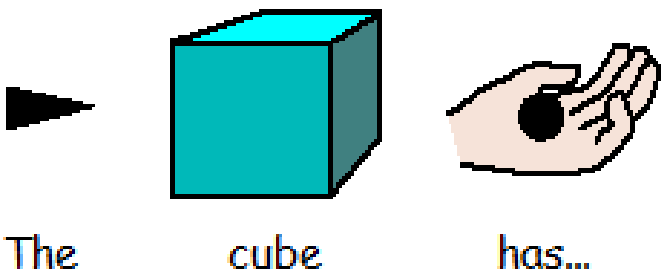
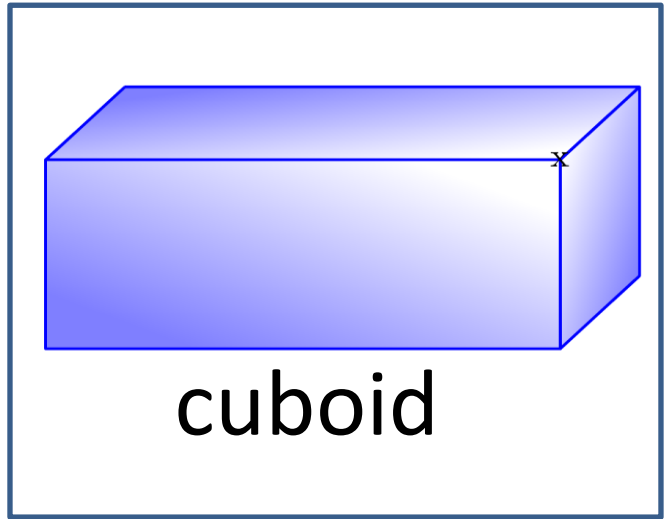

Physical Activity

PE with Joe

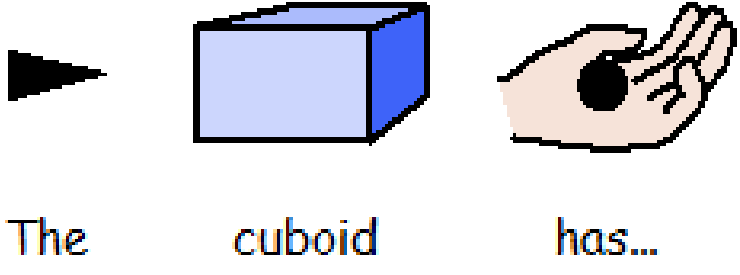
<https://www.youtube.com/channel/UCAxW1XT0iEJo0TYIRfn6rYQ>

Maths- warm up

What is the same? What is different?



The cube has...



The cuboid has...

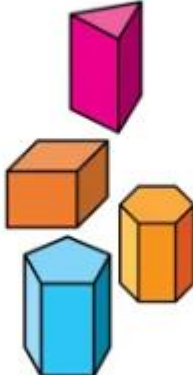
Maths- 2D and 3D Shapes

Watch the video: Lesson 3 - Sorting 2D and 3D shapes

<https://whiterosemaths.com/homelearning/year-2/>

Lesson 3 - Sorting 2D and 3D shapes

These shapes are about to be sorted into two groups.



Have a go

Odd number of faces

Even number of faces

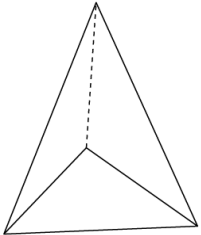

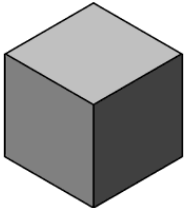

White Rose Maths

© White Rose Maths 2019

The image shows a video player interface for a lesson. At the top, the text reads 'These shapes are about to be sorted into two groups.' Below this, four 3D shapes are displayed: a pink rectangular prism, an orange cube, a blue hexagonal prism, and an orange hexagonal prism. A 'Have a go' button is positioned below the shapes. At the bottom of the video player, there are two buttons: 'Odd number of faces' and 'Even number of faces'. The video player also includes a play button, a progress bar showing 06:12, a pause button, and a settings icon. The White Rose Maths logo is in the top right corner, and the copyright notice '© White Rose Maths 2019' is in the bottom left corner.

Sort the shapes into 3D and 2D. If you can not print them out draw the table and the shapes in your book. Don't forget to label them!

2D shapes	3D shapes



Natasha has sorted these shapes. She made a mistake.

Can you spot her mistake?

Can you add another shape to each circle.

