

Tuesday 19th May

For each activity, write the date and title in the appropriate workbook (don't waste space and keep your presentation neat).

For example:

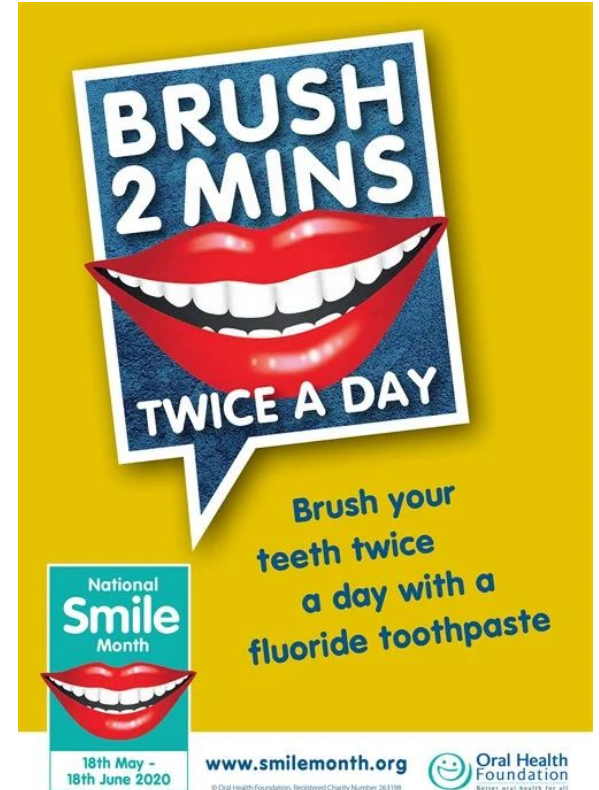
Tuesday, 18th May

Reading: ...

Hello Year 5!

This week is [National Smile Month](#)! It's used to promote and encourage healthy teeth and gums by making sure everyone brushes their teeth for 2 minutes, twice a day and stop people from eating too much sugar! Look on the website for some activities.

From David.



Websites and Activities

Here we will keep an updated list of websites and activities you could be doing, once you've finished the Daily Tasks we've set. Some you will need your login details for, some you won't.

Online Lessons:

- [Oak National Academy](#)
- [BBC Bitesize Daily Lessons](#)

Reading:

- [First News](#): weekly newspaper for children
- [Get Epic](#): online collection of books to read (between 9 am - 4 pm)
- [Read Theory](#): short extracts with comprehension questions

Maths:

- [Mathletics](#): practice your maths
- [Times Table Rock Stars](#): times table practice (beat the other Year 5 class!)
- [Study Ladder](#): practice maths skills (not just for maths!) (between 8:30 am - 4:30 pm)
- [I See Maths](#): daily lessons for various year groups
- [White Rose](#): maths lessons for different year groups

Other activities:

- [Joe Wick](#): fitness videos (9:00 am Monday to Friday)
- [DK Find Out!](#): online Encyclopedia
- [Scratch](#): computing/Coding
- [Purple Mash](#):
Username: y5
Password y5
Use for a range of different activities
- [Duolingo](#): learn French
- [Scouts](#): plenty of activities for you to do indoors!
- [Chess](#): learn, practice, play!

Contents Page

Here we will provide links to the previous days work that we've set, it may be useful to look at previous days if you missed them.

Extra Lessons:

- [Oak National Academy](#)
- [BBC Bitesize Daily](#)

[Monday 23rd March](#)

[Tuesday 24th March](#)

[Wednesday 25th March](#)

[Thursday 26th March](#)

[Friday 27th March](#)

[Monday 20th April](#)

[Tuesday 21st April](#)

[Wednesday 22nd April](#)

[Thursday 23rd April](#)

[Friday 24th April](#)

[Monday 4th May](#)

[Tuesday 5th May](#)

[Wednesday 6th May](#)

[Thursday 7th May](#)

Friday: Bank Holiday

[Monday 18th May](#)

[Tuesday 19th May](#)

[Wednesday 20th May](#)

[Thursday 21st May](#)

[Friday 22nd May](#)

[Monday 30th March](#)

[Tuesday 31st March](#)

[Wednesday 1st April](#)

[Thursday 2nd April](#)

[Friday 3rd April](#)

[Monday 27th April](#)

[Tuesday 28th April](#)

[Wednesday 29th April](#)

[Thursday 30th April](#)

[Friday 1st May](#)

[Monday 11th May](#)

[Tuesday 12th May](#)

[Wednesday 13th May](#)

[Thursday 14th May](#)

[Friday 15th May](#)

Date

Reading: First News

- Open [First News](#)

In your writing books:

- 1) Which article interested you the most? Copy the headline.
- 2) Summarise the article in 3 sentences.
- 3) What did you learn - what did it tell you that you didn't already know?

Extension (try your best if you can't print it - maybe use your maths book to draw the crossword?) [Click here!](#)

Additional Reading: [Read Theory](#) for around 30 minutes

Date

Writing: Writing a Speech

- Watch this video from the [BBC Daily Lessons](#)
- It explains how to write a powerful speech
- Watch the videos and then complete the tasks on the webpage

Date

Maths: Multiplication

- Log into https://www.studyladder.co.uk/login/account?lc_set= and complete the work set in Tasks on 'Multiplication.'

Note: you can only access the website between 8:30 am and 4:30 pm

Just write the date and title in your maths book - work to be completed on the computer.

OR

Click [here](#) if you can't access Study Ladder (or want more work to do!)

The answers are on page 2. Please don't just copy the answers, because you won't learn this way!

Date

Computing: Coding

Click on [here](#) and complete the Minecraft activities.

Record the date and title (Computing: Coding) in your writing workbook - the one with lines in it!



Once you've finished, why not get creative and create something over on [Scratch](#)?

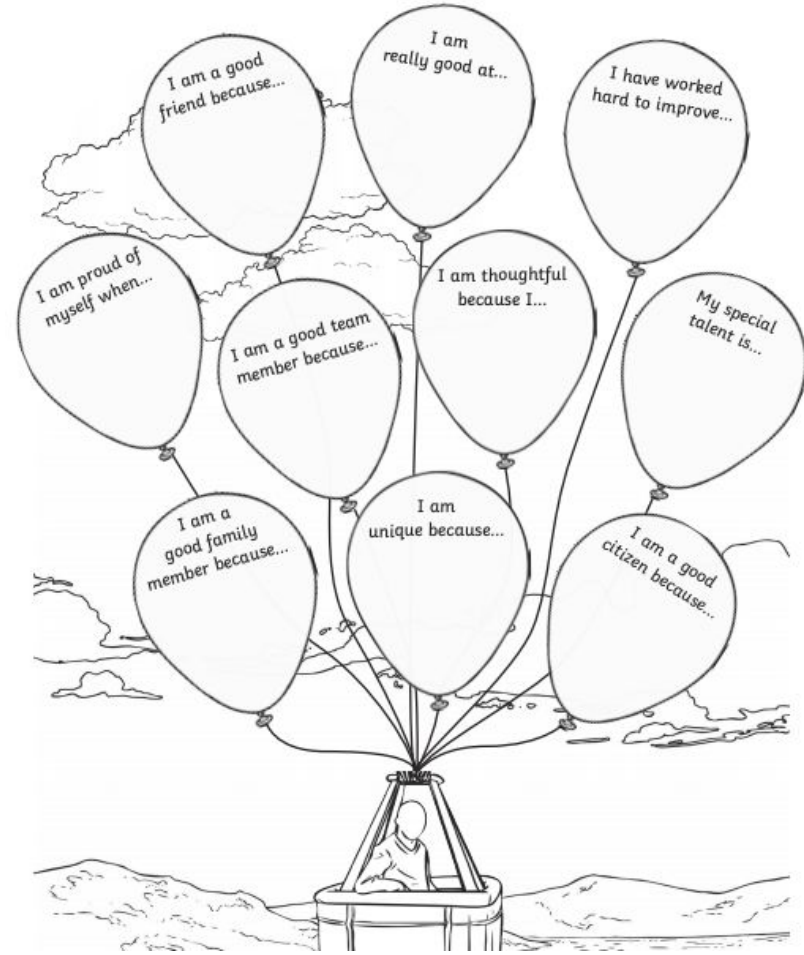
Date:
PSHE: Positive Thoughts

Click on this worksheet: [Worksheet](#)

We would like you to either print out the worksheet or create a copy of it onto plain paper (your art book from school if you took one home) using your best artistic skills.

Think carefully about how you could complete each sentence.

Colour in the picture and balloons when you are done.



Exercise

With everyone being told to stay indoors, it's important you still do some exercise! You would usually walk to school, run around at break time, run around at lunchtime, have PE and/or swimming and walk home again!

Try this video:

- Super Girl workout!

https://www.youtube.com/watch?v=TGex6z_t4Mk&list=PLvuT1Bjs2VSF0Yqahj8VAKBwyYFnLJIDa&index=1

- Join Joe Wick LIVE everyday at 9:00 am on YouTube: [click here](#)

Extension: Oak National Academy

The Oak National Academy is a website the government has created to provide extra 'lessons' for children to complete whilst at home. Each day there will be an English, maths and foundation (geography, history, science) lesson. This weeks timetable is in green below.

We would still like you to complete the work we set first, in the rest of these slides, then if you want to do an extension, have a look at the [Oak National Academy website](#).

If you want to use Oak National Academy, the lessons are sequential. This means you should start at lesson 1, then go to lesson 2, etc. If you miss a day, make sure you go back to the lesson you missed.

Year 5	English	<ul style="list-style-type: none">• Genre Focus: Setting Description
	Maths	<ul style="list-style-type: none">• Transformations• Converting• Volume• Calculating with decimals• 2-D and 3-D shape
	Foundation	Science: <ul style="list-style-type: none">• Unit 1: rock cycle• Unit 2: electricity Humanities: <ul style="list-style-type: none">• Middle East Spanish: <ul style="list-style-type: none">• To learn the alphabet and numbers 1-10 in Spanish Creative: <ul style="list-style-type: none">• To identify a range of different textures and use a pencil to recreate them

If you want to complete the work from Oak National Academy, record it in your writing or maths book we gave you from school.

Set it out like the lessons we give you:

Tuesday 21st April


Maths: Transformations

Extension: BBC Bitesize Daily

Similar to the Oak National Academy you can now access regular daily lessons from BBC Bitesize in English, maths and other core subjects, on the BBC Bitesize website and also in special programmes broadcast on BBC iPlayer and BBC Red Button.

We are going to continue setting you daily work similar to how it has looked over the past couple of weeks but might use some of the BBC Bitesize material/videos too. **We would like you to complete the work we set first.** However, if you want to do some extra work, you could look on this site for some ideas! It might also be useful for your older or younger siblings...

Click here for the link: [BBC Bitesize Daily Lessons](#)



The screenshot shows the BBC Bitesize Daily Lessons website interface for Year 5/P6 lessons. The header includes the BBC logo, the text 'Year 5/ P6 lessons', and the dates 'Monday 20 April - Friday 24 April'. Below the header is a grid of lesson topics for each day of the week.

Monday	Tuesday	Wednesday	Thursday	Friday
English Understanding similes and metaphors	English Understanding and using alliteration	English Writing a newspaper report	English To understand expanded noun phrases	English Reading lesson: To Be a Cat by Matt Haig
Maths Identify and position negative numbers on a number line	Maths Add and subtract numbers with more than 4 digit numbers using	Maths Multistep problems, including estimating and rounding	Maths Multiples and factors	Maths Challenge of the week
History Who were the Ancient Egyptians?	Geography Introduction to settlements	Science The solar system	Music Singing with feeling	Wellbeing Teamwork

Extension: Chess Lessons



Hello Year 5,

We have some **very exciting chess news** !

Chess in Schools, (who teach Year 4), have managed to get each Year 5 child a **free gold level access to the ChessKid website until 20th July**.

Chris (Year 6 teacher) has been using it and says it is FANTASTIC !

The [ChessKid for Parents and Carers leaflet](#) tells your parents all they need to know about ChessKid. It is also available on the school website. Click on the link to show it to your parents.

[Click here](#) and we will show you how it works and how you can sign up for a ChessKid Smithy Street account.