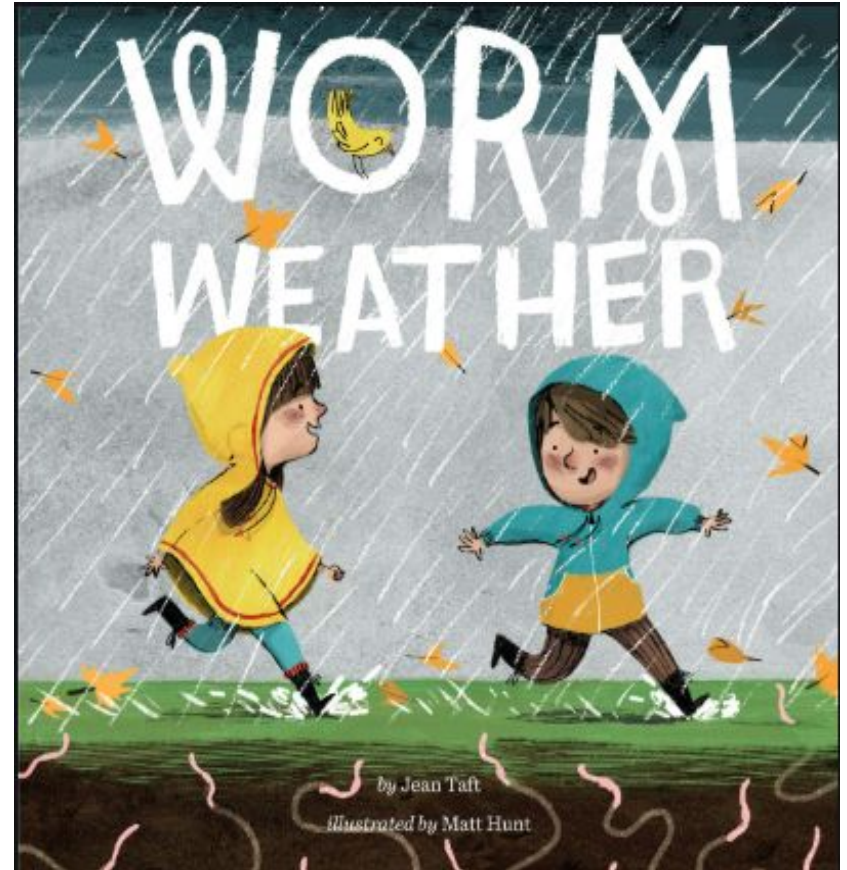


Friday
19th June



This weeks work

Monday 15th June

Tuesday 16th June

Wednesday 17th June

Thursday 18th June

Reading

Continue to use Get Epic.

A promotional banner for Epic! featuring a young boy holding a tablet. The banner is split into two sections: a blue section for parents and a red section for teachers. The parent section offers 'FREE FOR 30 DAYS' access to 40,000 digital books with a 'SIGN UP' button. The teacher section offers 'FREE REMOTE STUDENT ACCESS' through June 30th, 2020, with a 'GET STARTED' button and a link to learn more on the blog. The top of the banner has the Epic! logo and navigation links for Parents, Educators, Students, Blog, Gifts, Sign Up, and My Account. A grey bar at the top of the banner reads 'SCHOOLS CLOSED? 2 FREE ways to keep students reading at home:'.

SCHOOLS CLOSED? 2 FREE ways to keep students reading at home:

FOR PARENTS

FREE FOR 30 DAYS
Instant access to 40,000 digital books

SIGN UP

FOR TEACHERS

FREE REMOTE STUDENT ACCESS
Through June 30th, 2020

GET STARTED

Learn more on [our blog](#)

Go to [getepic](https://getepic.com) for reading activities. Remember to use your class code.

(You should have received a class code from the office. Please ask your parents to check their emails.)

1. Click on the link to get onto the website getepic.com
2. Click on the student tab. Use the class code that the office has sent you to login.
3. Open up your mailbox and read the book that you have chosen or your teacher has assigned.
4. If there is a quiz do the quiz

Remember we can see who is reading every day and for how long!

Good Luck!

REMINDER

ONLY USE YOUR PROFILE!

A polite reminder to everyone to only use your account. This means you should not click on to another student's name, read their books, change their books, settings or profile picture.

The accounts are monitored regularly.

Thank you for respecting other people's logins..

Do you have an Idea store card?



You can use your card to log in get online books or audiobooks from the Idea Store website.

<https://www.ideastore.co.uk/home>

Reading

Read first news and complete the comprehension questions.

First News

Today's comprehension



Writing

Complete the daily lesson from BBC bitesize website on 'Rhyming in poetry'.

[BBC Bitesize](#)

Maths

Go to mathletics and complete the tasks that your teacher has assigned for you.

Use your username and password.

<https://login.mathletics.com/>

or complete this maths lesson on
'Ordering fractions'

[Maths Lesson Video](#)

[Ordering fractions sheet](#)

R.E

Last week we learnt about Holy Communion in Christianity.

<https://www.bbc.co.uk/teach/class-clips-video/religious-studies-ks2-holy-communion/z7xhy9q>.

This week, we would like you to think about a celebration or event that you observe in your family, culture or faith. It may be a holy day, special event during the week or month or year, it may be a meeting/gathering. Why don't you practise your ICT skills and make a powerpoint presentation, poster, or use a word processor.

Think about:

- the meaning/purpose of the event.
- Where it occurs
- What you might wear?
- Is there anything special read out (example are there any special prayers?)
- Is there special food that is eaten?

French

You will be learning about
Le instruments (Musical instruments)
Click on the link below and find
the unit on
Le instruments
(Musical instruments)
Complete lesson 4

Language Angels

Your school login details

<u>USERNAME</u>	<u>PASSWORD</u>
Smithy1326	lahome

The site is simple to use.

1. Go to www.languageangels.com
2. Click LOGIN in the top right corner of the screen.
3. Select the HOME SCHOOL option.
4. Enter USERNAME and PASSWORD.
5. Select the UNIT you want.
6. Select your LESSON and click START LESSON.
7. Enjoy learning using all the resources provided in your lesson.
8. Click BACK TO DASHBOARD to select your next lesson.

French

Les Instruments (Musical Instruments)

This is one of our most popular and original units introducing you to ten musical instruments and their associated article (the French word for 'the'). We will also show you and use the phrase 'Je joue...' (I play...) so you can start to build longer French phrases and sentences. This is a great unit with plenty of sounds and pictures. You will have lots of fun miming playing the various musical instruments. In every lesson we have a fun, colourful interactive PowerPoint, lots of fun worksheets (with different levels of challenge) for you to print, complete and keep and also a great karaoke song for you to sing along to!

Lesson 1

Lesson 2

Lesson 3

Lesson 4

Lesson 5

Lesson Summary

In this lesson we will look at the French verb 'jouer' (to play) and how we can use it to say 'Je joue...' (I play...). We will then add it to our various musical instruments to start building longer and more sophisticated French phrases.

START LESSON

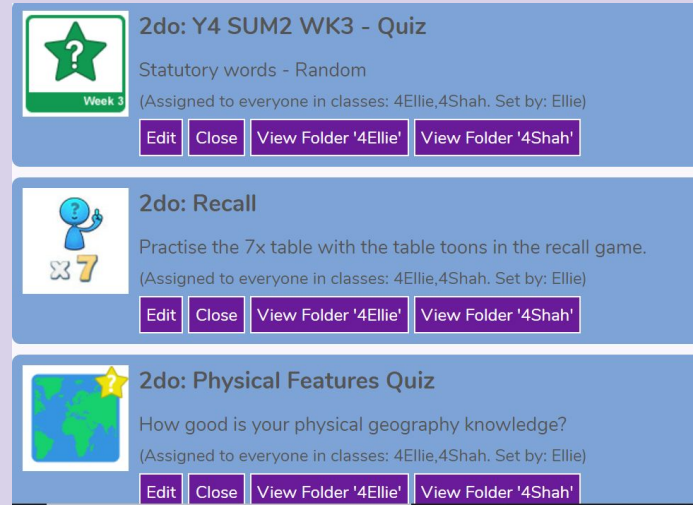
Purple Mash

Don't forget to check the Purple Mash website for todo activities.

Use your own login details so we can see who has completed the activities.

Check out these todo activities.
Make a comment when you hand in your work. We will give you some feedback.

Purple Mash



The screenshot shows a list of three todo activities in a blue-themed interface. Each activity has a small icon, a title, a description, and a list of controls (Edit, Close, View Folder).

- 2do: Y4 SUM2 WK3 - Quiz**
Icon: Green star with a question mark and 'Week 3' label.
Title: 2do: Y4 SUM2 WK3 - Quiz
Description: Statutory words - Random
(Assigned to everyone in classes: 4Ellie,4Shah. Set by: Ellie)
Controls: Edit, Close, View Folder '4Ellie', View Folder '4Shah'
- 2do: Recall**
Icon: Blue person thinking with a '7' and a multiplication sign.
Title: 2do: Recall
Description: Practise the 7x table with the table toons in the recall game.
(Assigned to everyone in classes: 4Ellie,4Shah. Set by: Ellie)
Controls: Edit, Close, View Folder '4Ellie', View Folder '4Shah'
- 2do: Physical Features Quiz**
Icon: Blue and green globe with a yellow star.
Title: 2do: Physical Features Quiz
Description: How good is your physical geography knowledge?
(Assigned to everyone in classes: 4Ellie,4Shah. Set by: Ellie)
Controls: Edit, Close, View Folder '4Ellie', View Folder '4Shah'

Music

Singing is a really good way of keeping our minds active and lifting our moods.

I challenge you to have a listen and learn a new song every day. Teach your family the song.

Songs

P.E.

Remember it's important to stay fit and healthy.

Follow the link below for a great P.E. Lesson with Joe Wicks.

[P.E. with Joe Wicks](#)



Hello Year 4,

We have some **very exciting chess news** !


Chess in Schools, (who Andrew works for), have managed to get each of you a **free gold level access to the ChessKid website** until **20th July**.

Chris has been using it and says it is FANTASTIC !


The [**ChessKid for Parents and Carers leaflet**](#) tells your parents all they need to know about ChessKid. Click the link and show it to you parents.

The next few slides will show you how it works and how you can sign up for a ChessKid Smithy Street.


What can I do on ChessKid ?




These are your settings..The speech bubble is where you may get a message from Chess in Schools or ChessKid.




This is your user name. It is created when you sign up. Make sure you write it down. **Do not change your user name.**



Play chess matches against the ChessKid computer or your friends.



Play chess puzzles against the ChessKid computer or other children.



Lots of lessons that teach you how to play chess. There are many more lessons to improve your chess skills if you can already play. More details on the next slide.



Send a friend request to other Smithy Street children. When this is set up you will be able to play matches against each other in ChessKid.

Lessons

Each lesson has a teaching video followed by exercises for you to complete. If you are a beginner, start at the first lesson. If you can already play, scroll down the list and choose where you think is best to start for you. The lessons become more challenging as you work through them.

Videos

Here you can find videos to teach you all aspects of chess for example: openings, endgames, tactics and strategy.

The screenshot shows a green-themed interface for a chess learning application. At the top, it displays 'Your Level: PAWN 3' with a cartoon pawn character and a progress bar at 0%. To the right, it says 'Next Lesson: Meet the Queen!' with an orange 'START' button. Below this are four menu items: 'Lessons' (with a book icon and 'Take interactive chess lessons'), 'VIDEOS' (with a clapperboard icon and 'Learn from the best!'), 'VISION' (with an eye icon and 'How's your board vision?'), and 'WORKOUTS' (with a brain icon and 'Play set positions').

Workouts

Get better at chess by practicing these key positions over and over! Sometimes the goal is to win, sometimes to draw. If you get it right three times in a row, you've probably mastered it!

How do I sign up for chess kid ?

Click on this link and follow the instructions to set up your own personal Smithy Street account.

<https://www.chesskid.com/register/kid/group/GC5FSG>

YOUR PARENTS NEED TO ENTER THEIR E-MAIL ADDRESS DURING THE SIGN-UP. IF THEY DON'T DO THIS YOU WON'T BE ABLE TO CREATE YOUR OWN ACCOUNT.

Your parents will also receive an email from ChessKid inviting them to set up their own account. If they do this, they will be able to recover your username and password if you forget it. They can also learn to play chess- just like you !

MAKE SURE YOU WRITE DOWN YOUR USERNAME AND PASSWORD AND KEEP IT SAFE.

Remember, your account will only work until **20th July. After this date it will be inactivated.**

Make the most of it !

Website or app ?

P.S. You can access ChessKid through their website or by downloading their app. **It is better to use their website** as the app does not have everything on it.