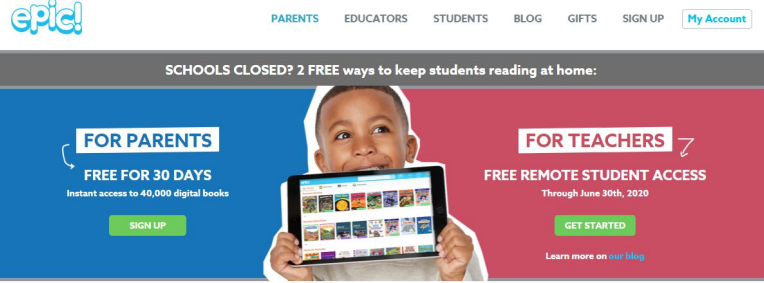


Tuesday 2nd June



Reading

Continue to use *Get Epic*.

Go to [getepic](https://www.getepic.com) for reading activities. Remember to use your class code.

(You should have received a class code from the office. Please ask your parents to check their emails.)

1. Click on the link to get onto the website [getepic.com](https://www.getepic.com)
2. Click on the student tab. Use the class code that the office has sent you to login.
3. Open up your mailbox and read the book that you have chosen or your teacher has assigned.
4. If there is a quiz do the quiz

Remember we can see who is reading every day and for how long!

Good Luck!

Reading



[Read this weeks **First** News- Click here for the link](#)

[Click here for the reading task for today](#)

Writing

Complete the daily lesson from BBC bitesize website on using the suffixes **ous** and **sion**.

[BBC Bitesize](#) (click on this link)

Geography

This term we will be looking at maps, towns and cities.

Follow the lesson on the link below to learn about maps. Play the game once you have watched the video.

<https://www.bbc.co.uk/bitesize/topics/zvsfr82/articles/znm7vk7>

Mapping the world

Part of [Geography](#) | [Geography skills](#)

+ Add to My Bitesize



Test your knowledge of the world

Use a map or atlas to help you if you get stuck.

Play

Maths

Go to mathletics and complete the tasks that your teacher has assigned for you.

Use your username and password.

<https://login.mathletics.com/>

or complete some work from this book

[Multiplication and Division](#)

(You will have all week to work through this book so don't rush)



Hello Year 4,

We have some **very exciting chess news** !

Chess in Schools, (who Andrew works for), have managed to get each of you a **free gold level access to the ChessKid website** until **20th July**.

Chris has been using it and says it is FANTASTIC !

The [**ChessKid for Parents and Carers leaflet**](#) tells your parents all they need to know about ChessKid. Click the link and show it to you parents.

The next few slides will show you how it works and how you can sign up for a ChessKid Smithy Street.

Music

Singing is a really good way of keeping our minds active and lifting our moods.

I challenge you to have a listen and learn a new song every day. Teach your family the song.

Songs


P.E.

Remember it's important to stay fit and healthy.


Follow the link below for a great P.E. Lesson with Joe Wicks.

[P.E. with Joe Wicks](#)


What can I do on ChessKid ?




These are your settings..The speech bubble is where you may get a message from Chess in Schools or ChessKid.




This is your user name. It is created when you sign up. Make sure you write it down. **Do not change your user name.**



Play chess matches against the ChessKid computer or your friends.



Play chess puzzles against the ChessKid computer or other children.



Lots of lessons that teach you how to play chess. There are many more lessons to improve your chess skills if you can already play. More details on the next slide.



Send a friend request to other Smithy Street children. When this is set up you will be able to play matches against each other in ChessKid.

Lessons

Each lesson has a teaching video followed by exercises for you to complete. If you are a beginner, start at the first lesson. If you can already play, scroll down the list and choose where you think is best to start for you. The lessons become more challenging as you work through them.

Videos

Here you can find videos to teach you all aspects of chess for example: openings, endgames, tactics and strategy.

The screenshot shows a green-themed chess learning interface. At the top left, it displays 'Your Level: PAWN 3' next to a chess pawn icon with a '0%' progress indicator. To the right, it says 'Next Lesson: Meet the Queen!' with an orange 'START' button. Below this are four menu options: 'Lessons' (with a book icon and the text 'Take interactive chess lessons'), 'VIDEOS' (with a clapperboard icon and the text 'Learn from the best!'), 'VISION' (with an eye icon and the text 'How's your board vision?'), and 'WORKOUTS' (with a brain icon and the text 'Play set positions').

Workouts

Get better at chess by practicing these key positions over and over! Sometimes the goal is to win, sometimes to draw. If you get it right three times in a row, you've probably mastered it!

How do I sign up for chess kid ?

Click on this link and follow the instructions to set up your own personal Smithy Street account.

<https://www.chesskid.com/register/kid/group/GC5FSG>

YOUR PARENTS NEED TO ENTER THEIR E-MAIL ADDRESS DURING THE SIGN-UP. IF THEY DON'T DO THIS YOU WON'T BE ABLE TO CREATE YOUR OWN ACCOUNT.

Your parents will also receive an email from ChessKid inviting them to set up their own account. If they do this, they will be able to recover your username and password if you forget it. They can also learn to play chess- just like you !

MAKE SURE YOU WRITE DOWN YOUR USERNAME AND PASSWORD AND KEEP IT SAFE.

Remember, your account will only work until **20th July. After this date it will be inactivated.**

Make the most of it !

Website or app ?

P.S. You can access ChessKid through their website or by downloading their app. **It is better to use their website** as the app does not have everything on it.