

# Primary Inspection Data Summary Report

<b>Smithy Street Primary School</b>	<b>URN: 100941 Laestab: 2112919</b>
<b>Headteacher:</b> Ms Edith Philipsen	<b>Type of education:</b> Community School
<b>Local authority:</b> Tower Hamlets	<b>Phase of education:</b> Primary
<b>Pupils:</b> 431	<b>Academy trust or sponsor:</b>
<b>Gender:</b> Mixed	<b>Date open/converted:</b>
<b>Admissions policy:</b> Not applicable	<b>Chair of governors/trustees:</b> Rosaleen Coffey
<b>Ages:</b> 3-11	<b>School website:</b> <a href="http://www.smithystreet.org.uk/">www.smithystreet.org.uk/</a>
<b>Denomination:</b> Does not apply	<b>Postcode:</b> E1 3BW

## Areas of interest

**Release information:** Provisional 2019 KS2, KS1, Phonics - **Release date:** 24 October 2019

The following sections draw attention to only those areas which are meaningful or where statistical testing shows there is something significant to note (where they are not, text will be displayed in grey). For the criteria used to determine the sentences, see the guidance link alongside each section.

## Reading

### KS2 progress [Guidance](#)

- Key stage 2 progress in reading (2.9) was significantly **above** national and in the **highest** 20% of all schools in 2019.
- Reading progress has **declined** between 2017 and 2018.
- Reading progress has **improved** between 2018 and 2019.

### Attainment (all key stages) [Guidance](#)

- Sentences for key stage 2 reading attainment of the expected and high standard have not been triggered because the criteria have not been met or the cohort is lower than 11 pupils.
- Sentences for key stage 1 reading attainment of the expected standard and greater depth have not been triggered because the criteria have not been met or the cohort is lower than 11 pupils.
- A sentence for phonics has not been triggered because the criteria have not been met or the cohort is lower than 11 pupils.
- Early years foundation stage attainment of the expected standard in the reading early learning goal was not significantly different to national or not in the highest/lowest 20% of all schools in 2018.

## Writing

### KS2 progress [Guidance](#)

- Key stage 2 progress in writing (2.2) was significantly **above** national and in the **highest** 20% of all schools in 2019.

## Attainment (all key stages) Guidance

- Sentences for key stage 2 writing attainment of the expected standard and greater depth have not been triggered because the criteria have not been met or the cohort is lower than 11 pupils.
- Sentences for key stage 1 writing attainment of the expected standard and greater depth have not been triggered because the criteria have not been met or the cohort is lower than 11 pupils.
- Early years foundation stage attainment of the expected standard in the writing early learning goal was not significantly different to national or not in the highest/lowest 20% of all schools in 2018.

## Mathematics

### KS2 progress Guidance

- Key stage 2 progress in mathematics (3.1) was significantly **above** national and in the **highest** 20% of all schools in 2019.
- Mathematics progress has **declined** between 2017 and 2018.

### Attainment (all key stages) Guidance

- Sentences for key stage 2 mathematics attainment of the expected and high standard have not been triggered because the criteria have not been met or the cohort is lower than 11 pupils.
- The three-year average mathematics attainment score (106.7) was in the **highest** 20%.
- Sentences for key stage 1 mathematics attainment of the expected standard and greater depth have not been triggered because the criteria have not been met or the cohort is lower than 11 pupils.
- Early years foundation stage attainment of the expected standard in the mathematics early learning goal was not significantly different to national or not in the highest/lowest 20% of all schools in 2018.

## Other measures in 2019 Guidance

- A sentence for the percentage of pupils in 2019 achieving the key stage 2 expected standard in reading, writing and mathematics has not been triggered because the criteria have not been met or the cohort is lower than 11 pupils. In the same year, 18% of pupils achieved the key stage 2 high standard (110+) in reading, writing and mathematics, significantly **above** national and in the **highest** 20% of all schools.
- A sentence for the percentage of pupils in 2019 achieving the expected/high standard (100+) in the key stage 2 English Grammar Punctuation and Spelling test has not been triggered because the criteria have not been met or the cohort is lower than 11 pupils.
- A sentence for the percentage of pupils achieving the key stage 2 science expected standard has not been triggered because the criteria have not been met or the cohort is lower than 11 pupils.
- A sentence for the percentage achieving a good level of development in the early years foundation stage in 2018 has not been triggered because the criteria have not been met or the cohort is lower than 11 pupils.

## Absence Guidance

- In 2017/18, the rate of overall absence (4.10%) was below the national average for schools with a similar level of deprivation (4.73%).
- A sentence for overall absence trend has not been triggered because the criteria have not been met or the cohort is lower than 11 pupils.

## Exclusions [Guidance](#)

- A sentence for the rate of fixed period exclusions has not been triggered because the criteria have not been met or the cohort is lower than 11 pupils.
- A sentence for the rate of repeat period exclusions has not been triggered because the criteria have not been met or the cohort is lower than 11 pupils.
- There were no permanent exclusions in 2017/18. The national average for this year was close to zero. There were no permanent exclusions in the previous two years either.

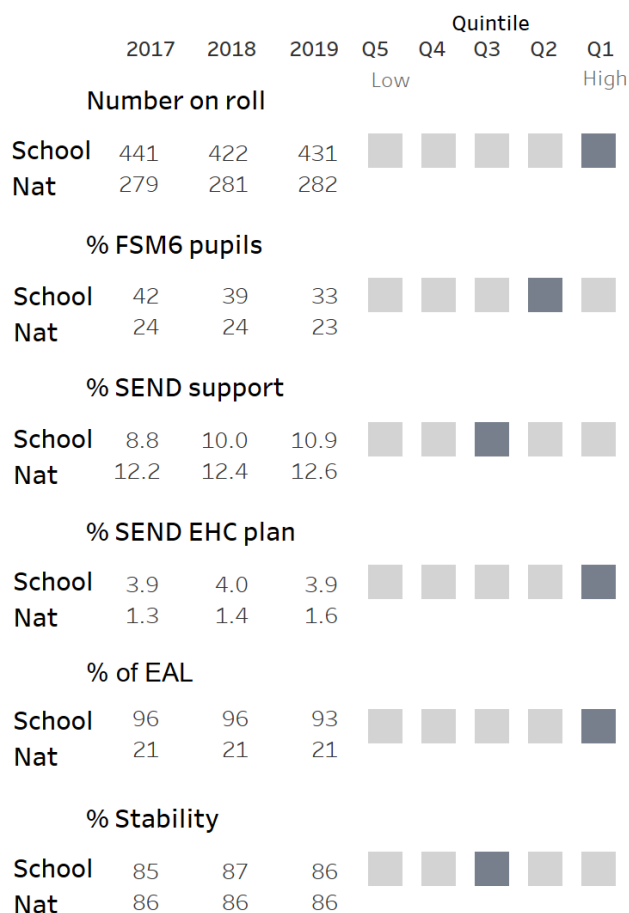
## Pupil groups [Guidance](#)

Sentences related to the performance of pupil groups (KS2 progress and attainment, or KS1 attainment) will only appear for the pupil groups disadvantaged and low/middle/high prior attainers. They will be displayed where the group differs to that of the whole school. Phonics and EYFS pupil groups will not appear in this section. Absence and exclusion group sentences will be included in future releases.

- For middle prior attainers, key stage 2 progress in mathematics (2.9) was significantly **above** average and in the **highest** 20% of all schools in 2019 as well as in 2018 and 2017. Key stage 2 attainment of the expected standard (100+) in mathematics (94%) was significantly **above** national in 2019 as well as in 2018 and 2017. In 2019, 76% achieved the key stage 2 expected standard in reading, writing and mathematics, significantly **above** national.

## School and local context

### School level Guidance



### MAT/LA level information Guidance

As at October 2019:

- This school is maintained by Tower Hamlets local authority which maintains 61 primary schools, 11 secondary schools, 5 special schools, 1 pupil referral unit and 6 nursery schools.
- The latest overall effectiveness grade for this school is outstanding (11/03/2009). The LA grade profile as at 1 October 2019 was:
  - Outstanding - 30
  - Good - 52
  - Requires improvement - 2
  - Inadequate - 0
  - Not yet inspected - 0

### School workforce Guidance

As at November 2018, there were:

- 76.9% of teachers with at least one period of sickness absence compared with a national average of 54%.
- 8.1 days on average lost to teacher sickness absence compared with a national average of 4.0.
- no full-time vacant teacher posts in the school.

### Ethnicity Guidance

- This school has 10 out of 17 possible ethnic groups. Those with 5% or more are:
  - 87%: Asian or Asian British - Bangladeshi
  - 5%: Black or Black British - African

### Local area Guidance

- The school location deprivation indicator was in quintile 5 (most deprived) of all schools.
- The pupil base is in quintile 5 (most deprived) of all schools in terms of deprivation.

### Finance Guidance

- In 2017/18, this school received £3,187,193 in grant funding, £1,936,440 more than the national average.
- In 2017/18, this school had a positive in-year balance (£81,741), the second year in a row in which income has exceeded expenditure.
- In 2017/18, this school had a per pupil spend of £7,662.

## Year group context

### Characteristics Guidance

Year group markedly above average of others ■

Year group markedly below average of others ■

	Number on Roll	Low prior R/W/M	Mid prior R/W/M	High prior R/W/M	% FSM	FSM Nat	% EAL	EAL Nat
Y1	49	NA	NA	NA	16	18	94	21
Y2	60	NA	NA	NA	23	20	93	21
Y3	59	13/16/12	35/35/37	10/7/9	42	24	98	21
Y4	52	12/10/11	27/29/28	10/10/10	40	26	94	21
Y5	55	17/17/14	26/33/31	11/4/9	53	29	98	21
Y6	60	6/7/5	37/45/36	11/2/13	50	30	90	21

### Prior attainment Guidance

Well above national ■

Well below national ■

In line with national -

Small cohort x

	Year 1	Year 2	Year 3	Year 4	Year 5	Year 6
Reading	-	-	-	-	-	Below
Writing	-	-	-	-	-	Below
Mathematics	-	-	-	-	-	-

### SEND characteristics Guidance

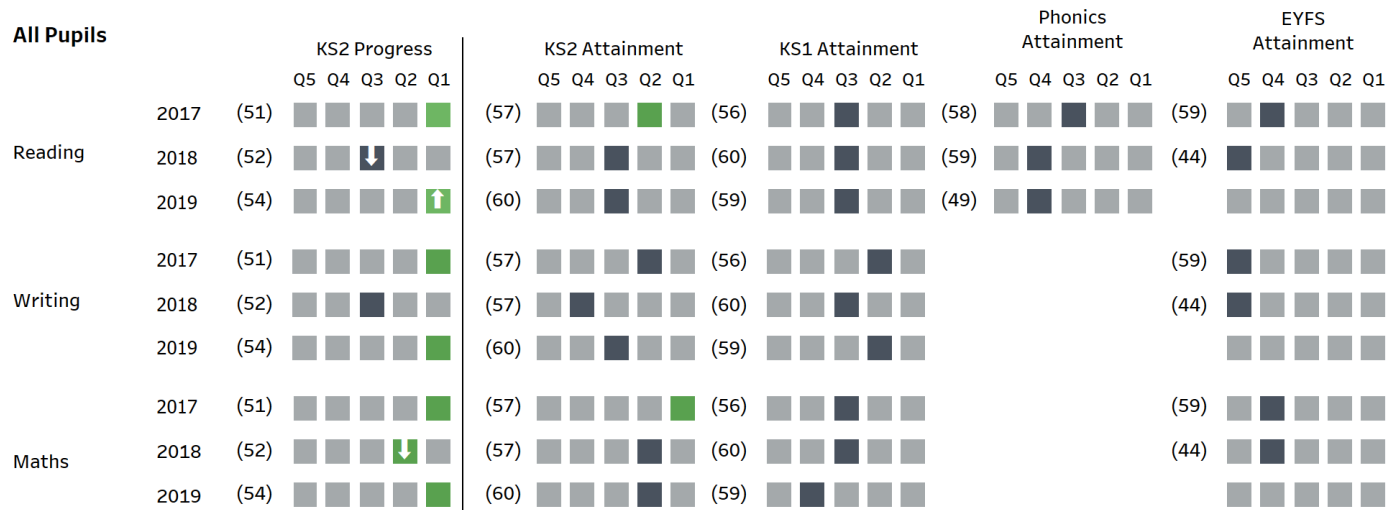
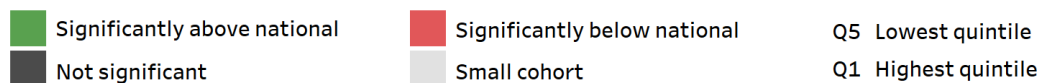
Type of resourced provision:

Number of pupil with SEND who are also disadvantaged: 20

SEND need	SEND Support (35)						EHC Plan (14)					
	Y1	Y2	Y3	Y4	Y5	Y6	Y1	Y2	Y3	Y4	Y5	Y6
Specific Learning Difficulty	0	0	1	0	1	1	0	1	0	0	0	0
Moderate Learning Difficulty	0	0	0	0	0	0	0	0	0	0	0	0
Severe Learning Difficulty	0	0	0	0	0	0	0	0	0	0	0	0
Profound & Multiple Learning Difficulty	0	0	0	0	0	0	0	0	0	0	0	0
Social, Emotional and Mental Health	0	2	2	1	0	4	0	0	0	0	0	0
Speech, Language and Communication Needs	3	4	1	5	4	3	0	2	1	0	1	2
Hearing Impairment	0	1	1	0	0	0	1	0	0	0	0	0
Visual Impairment	0	0	0	0	0	0	0	0	0	0	0	0
Multi-Sensory Impairment	0	0	0	0	0	0	0	0	0	0	0	0
Physical Disability	0	0	0	0	0	0	0	0	0	0	0	0
Autistic Spectrum Disorder	0	0	0	1	0	0	1	0	0	2	2	1
School Support NSA	0	0	0	0	0	0	0	0	0	0	0	0
Other Difficulty/Disability	0	0	0	0	0	0	0	0	0	0	0	0
Year group totals	3	7	5	7	5	8	2	3	1	2	3	3

## Progress and attainment trend

### Reading, writing and mathematics three-year trend [Guidance](#)



- ↑ Markedly higher than previous year (progress only)
- ↓ Markedly lower than previous year (progress only)

All attainment information relates to expected standard.

( ) represents cohorts for progress and attainment.

Significance is only flagged for cohorts greater than 10.