

Thursday 21st May 2020

Reception Homeworking Tasks

Hello from Kimberley and Monica, we hope you are well and safe. Here are the tasks for today's learning. Have a good day! ☺

Today you will use your number cards to match amounts.

There are also books to read, Phonics games and some PE – have fun! ☺


You will need:

The number cards you made last time.

Any objects you can find in your home - spoons, buttons, toys, pegs, pens, tissues paper rolled into small balls, even cereal!



Matching with cereal!




Pour some cereal.

Match pieces of cereal to the number on the card.

You can place the cereal onto the dots you made.

Matching with cotton wool!




Take some cotton wool.

Match pieces of cotton wool to the number on the card.

You can place the cotton onto the dots you made.

Matching with tissue paper!



Take some tissue paper and roll it into small balls.

Match the balls of tissue paper to the numbers on the cards.

You can place the tissue paper balls onto the dots you made.

Matching with hair clips!



Take some hair clips.

Match hair clips to the numbers on the cards.

You can place the hair clips onto the dots you made.

Matching with buttons!




Take some buttons.

Match buttons to the numbers on the cards.

You can place the buttons onto the dots you made.

Matching with pieces of card!



Take some card or some paper.

Draw some circles.

Carefully cut out the circles.

Match the circles to the numbers on the cards.

Read a book: www.getepic.com/students Class code: bev0032

If you don't have a laptop or an iPad at home, you can download the 'Epic' app onto your smart phone. Enter your class code then find your name. Click on 'Mailbox' to read the eBooks your teacher has set you. Enjoy! 😊

Phonics: <https://www.teachyourmonstertoread.com/games/tm1/demo>

Teach Your Monster to Read – fun games to support with letter sounds. The link will take you to the demo; you can access more games by creating an account. All games are free on laptops. There is an app available too if you are accessing from a smart phone but it is at a cost of £2.99.

Read with Phonics Games – a great free alternative for smart phones.

Enjoy some PE: <https://www.afpe.org.uk/thisispe-supporting-parents-to-teach-pe-at-home/>

Short two-minute videos are being posted that show parents (and teachers) free, fun and easy to follow PE activities for the whole family to enjoy together. Try *Lesson 1 – Coordination with ball skills*. Have fun! 😊

Sing a song using signs: <https://www.youtube.com/watch?v=HNv-KO3-H7M&feature=youtu.be>

Sing and sign Twinkle Twinkle Little Star with your family. Can you learn the words and signs together?




Twinkle, Twinkle, Little Star



Twinkle, twinkle, little star,



How I wonder what you are.



Up above the world so high,



Like a diamond in the sky.

If you have a printer at home, you can print the star below and play dot to dot. If you don't have a printer, ask someone at home to help you make a star.

Have fun!





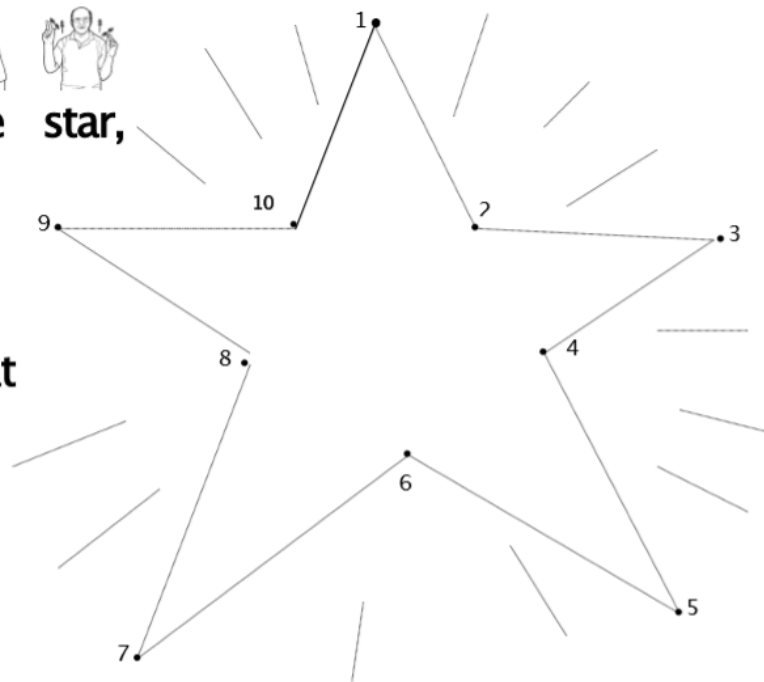
Twinkle, twinkle, little star,



How I wonder what



you are.



Activity Ideas: Join the dots from 1 to 10 to see the star. Colour it in and make it twinkle.