

Monday 22nd June 2020

# Maths

Warm up! Test your mental maths skills with this subtractions game. Try one number first before challenging yourself with two.

<https://www.topmarks.co.uk/maths-games/subtraction-grids>

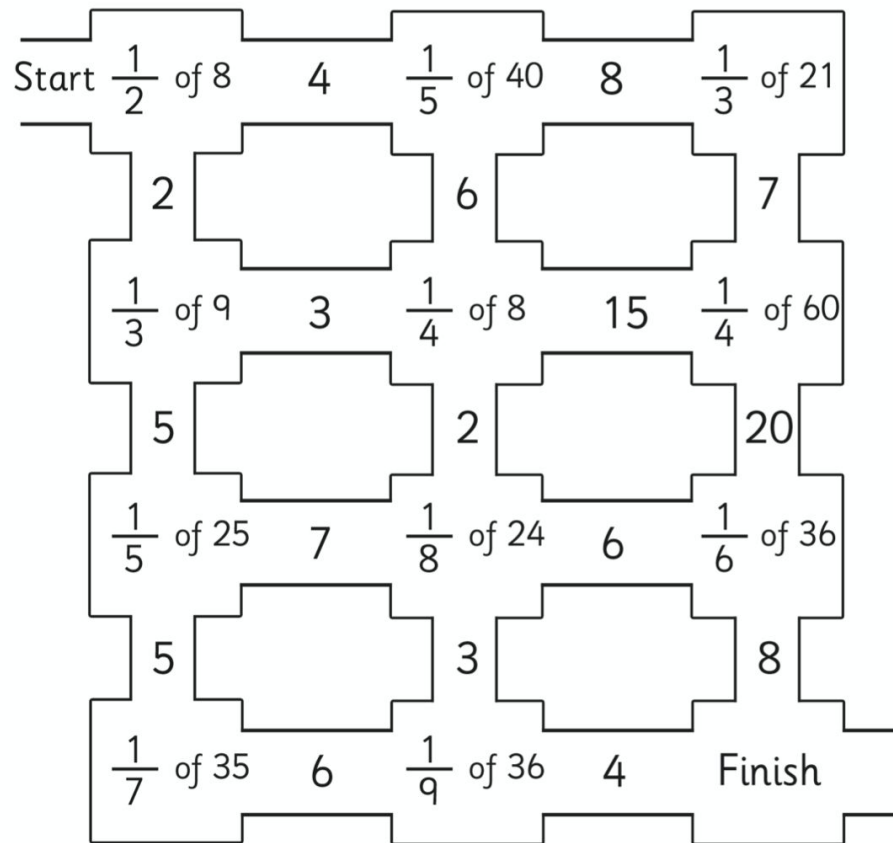
Log onto Mathletics and complete the activities assigned for you.

<https://login.mathletics.com/>

Challenge: Try out these questions!

<https://kids.classroomsecrets.co.uk/resource/year-3-fractions-of-an-amount-reasoning-practice/>

# Can you complete this maze?



# English

Look at the picture and the start of the story...

On the surface, everything looked ordinary.

The boy in the boat was bored. He had lived beside this boring river with his boring family for his whole boring life. Nothing unexpected ever seemed to happen to him. He often went to bed at night and wished for something exciting in his life.

Little did he know, underneath the ground he walked on and the river he rowed his boat on, a marvellous, mysterious, magical menagerie of life stirred.

His life was about to become a lot more interesting...



What can you see in the picture? Find five things, try to use adjectives to describe what you can see. For example: I notice a threatening, mysterious creature lurking under the boat.


Now think about and answer these questions. Use clues in the image and story to help you.

1. Who is the boy and why do you think he is bored?
2. Who do you think lives in the city under the ground?
3. Why do you think the boy has never seen the people who live there before?
4. Why do they live underground?
5. Is there anything peculiar about the sea or the tree that is next to it?
6. What do you think is about to happen to the boy?

# Reading

## WHO NEEDS A CRYSTAL BALL?

Sometimes you don't need a crystal ball to look into the future. Read these sentences and write down what you think might happen next.



1. Mum filled the kettle and took a mug out of the cupboard.



---

---

2. Once all the children were sitting on the carpet, the teacher opened the book of fairytales.

---

---

3. The ogre woke up when the knight stood on a dry twig.

---

The tennis player threw the ball up into the air.

---

---

The bank robbers ran out of the bank just as the police arrived.

---

I started to run when I saw the school bus turn the corner.

---

---

The fortune teller looked at me and raised her eyebrows when she looked into her crystal ball.

---

---



# Art



**Still Life with Cheese (1615)**  
by Pieter Claesz

## Answer these questions:

What can you see in the picture?

Which colours are used?

When was it made?

What material is used to create this picture?

Why do you think the artist made it?

How does the image make you feel?



**Still Life: The Table (1928)**  
by Georges Braque

What can you see in the picture?

Which colours are used?

When was it made?

What material is used to create  
this picture?

Why do you think the artist made  
it?

How does the image make you  
feel?



**Still Life with a Pilgrim Flask, Candlestick, Porcelain Vase and Fruit**  
by Willem Kalf

What can you see in the picture?

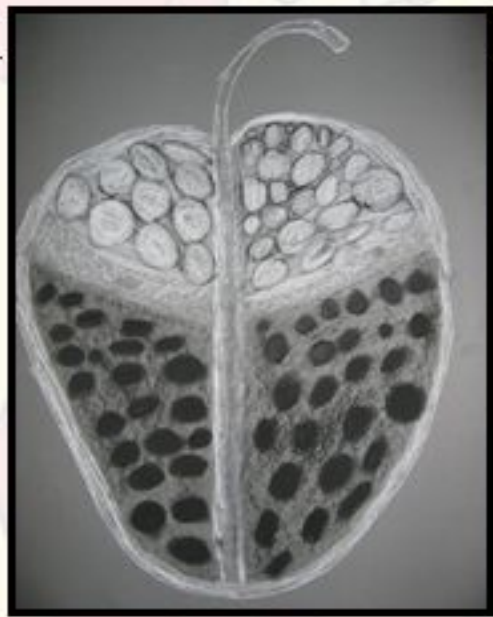
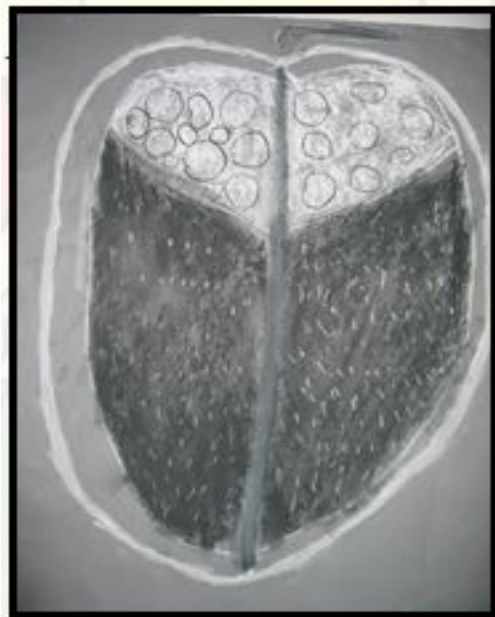
Which colours are used?

When was it made?

What material is used to create  
this picture?

Why do you think the artist made  
it?

How does the image make you  
feel?



What are the differences between the peppers?  
How would you describe their shapes?

P.E with 'The Body Coach'

<https://www.youtube.com/watch?v=pTa5XTDUz7g>