

Dinosaur Group

Tuesday 23rd June



Phonics

Read then match the words to the correct sound

bl	sn	fr

black snack frost blood
sniff frog bleed sneeze
blink snug blob fight

Phonics

- Read the sentences and draw a picture to match each one.



There was a gift under the tree.



The cat had the softest fur.



A chimpanzee was swinging from a tree.

Reading

Go to Collins connect and enter in the details below

<https://connect.collins.co.uk/school/Portal.aspx>

Go to **Collins Connect** and click on the Teacher portal and enter:

Username: **parents@harpercollins.co.uk**

Password: **Parents20!**

- **Read the book 'Natural Disasters' (Green)**
- **Complete the activity on the next slide**



Find the beginning of these sentences in the book then write the ending.



For example ...

1. Nature can be

1. Nature can be stunning.

Page 4 and 5

1. Hurricanes usually start
2. Hurricane winds can reach speeds of ...

Page 6 and 7

3. Sometimes...
4. In most years, there are...

Page 8 and 9

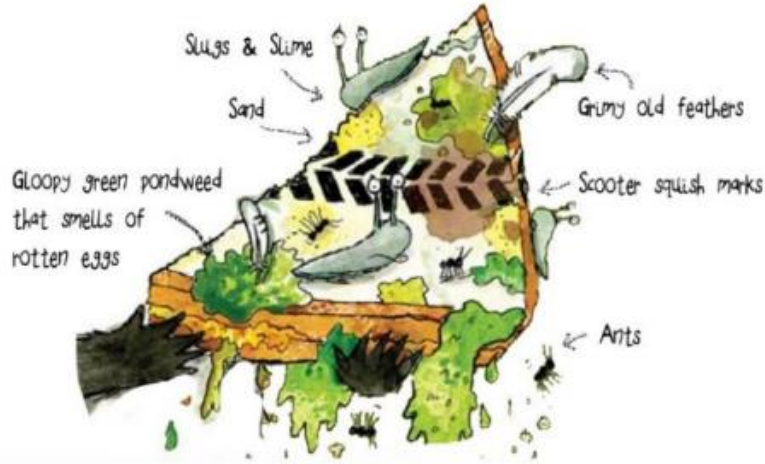
5. In a volcano there is...
6. Molten rock...

Page 10 and 11

7. Nearby towns...
8. Then they...

Literacy

Write a recipe for your disgusting sandwich



I List your noun phrases

Noun Phrases

- Slimy slugs
- Gloopy green pondweed
- Rotten eggs
- Black ants
- Grimy old feathers
- Sloppy mouldy bread

2

Add measurements to create your recipe



- 6 slimy slugs
- 3 scoops of gloopy green pondweed
- 1 whisked Rotten eggs
- 2 tablespoons of black ants
- 1 cup of grimy old feathers
- 2 slices of sloppy mouldy bread

Literacy

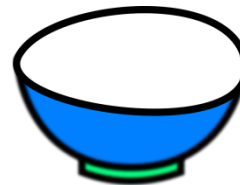
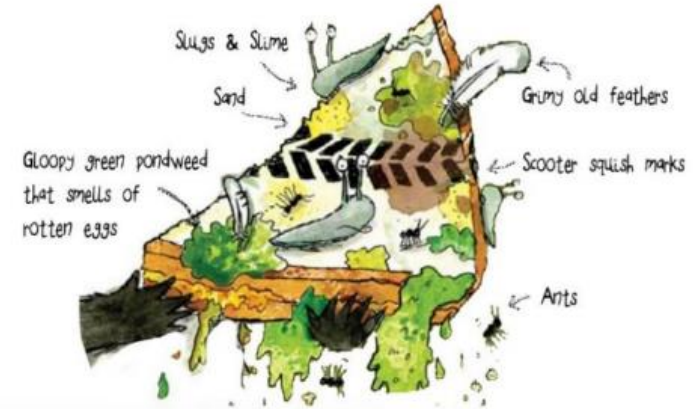
Write a recipe for your disgusting sandwich



Draw the ingredients and what you need to make your sandwich. Label them



- 6 slimy slugs
- 3 scoops of gloopy green pondweed
- 1 whisked Rotten eggs
- 2 tablespoons of black ants
- 1 cup of grimy old feathers
- 2 slices of sloppy mouldy bread



Art- Sculpture

<https://www.bbc.co.uk/bitesize/articles/z9ggp4j>

Today you will make a sculpture of your own house that shows your personality. It can be a dream house with different features, like a fireman's pole or a disco ball!

You will need:

- Cardboard boxes
- Something to decorate your box - e.g. pens, colourful paper, paint
- Some materials to make objects you might want people to see through the window
- Something to make curtains / blinds - scraps of old fabric, paper
- An active imagination - this is essential!



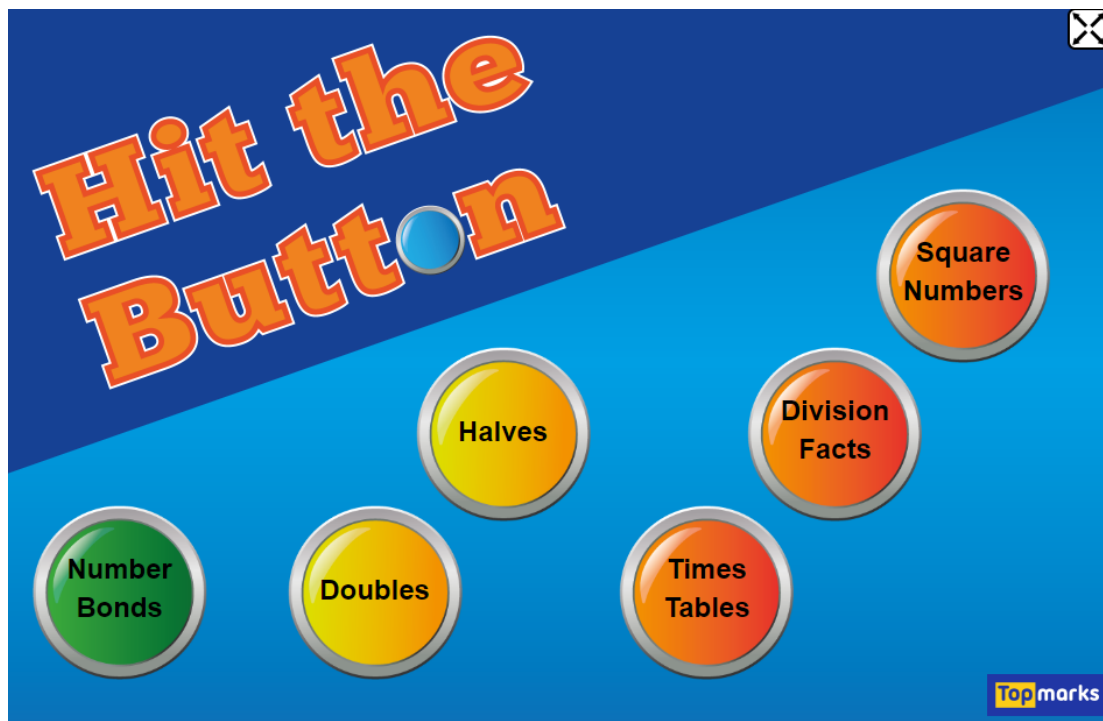
Physical Activity

PE with Joe

<https://www.youtube.com/channel/UCAxW1XT0iEJo0TYIRfn6rYQ>

Maths- Times tables warm up

<https://www.topmarks.co.uk/maths-games/hit-the-button>



Maths- odd and even numbers

Watch the video:

<https://www.bbc.co.uk/bitesize/articles/zr23c7h>



Odd and Even Numbers



1. Circle all the even numbers.

33 18 41
46 24
20 15 37

2. True or false? These numbers are correctly sorted.

27 45
32
odd

36 40
14
even

3. Sort the balls into the correct boxes.

42 44 31
28 25 39

odd

even

4. Is the amount shown odd or even?



odd

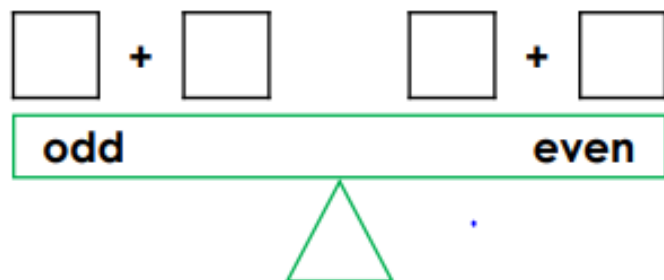
even

5. Clara rolls two dice and adds the numbers together.



Her answer is an odd number between 4 and 10. Write three possible addition calculations.

6. Choose the correct numbers to balance the scales.



7. Kamron and Helen have 45 pens. Who is correct? Convince me.



Kamron

We have an odd amount of pens.



Helen

We have an even amount of pens.

<https://www.bbc.co.uk/bitesize/topics/zjkphbk/articles/zf4sscw>

