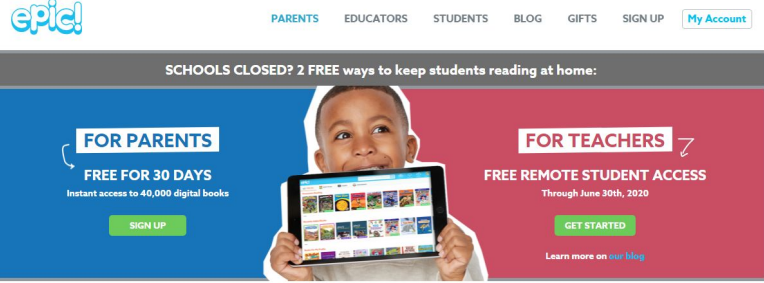


Tuesday 23rd June



Reading

Continue to use *Get Epic*.

Go to [getepic](https://www.getepic.com) for reading activities. Remember to use your class code.

(You should have received a class code from the office. Please ask your parents to check their emails.)

1. Click on the link to get onto the website [getepic.com](https://www.getepic.com)
2. Click on the student tab. Use the class code that the office has sent you to login.
3. Open up your mailbox and read the book that you have chosen or your teacher has assigned.
4. If there is a quiz do the quiz

Remember we can see who is reading every day and for how long!

Good Luck!

Do you have an Idea store card?



You can use your card to log in get online books or audiobooks from the Idea Store website.

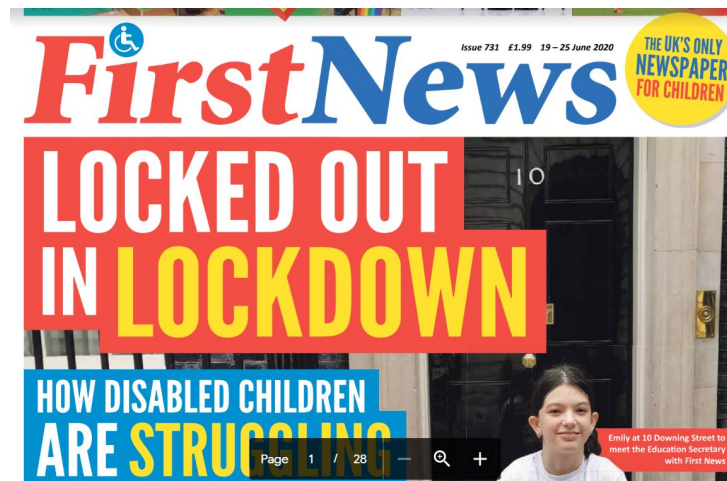
<https://www.ideastore.co.uk/home>

Reading

Read first news and complete the comprehension questions.

First News

Home News Comprehension



Writing

Complete the daily lesson from BBC bitesize website on **identifying when to use pronouns**.

[BBC Bitesize](#)

Maths

Go to mathletics and complete the tasks that your teacher has assigned for you.

Use your username and password.

<https://login.mathletics.com/>

or complete this maths lesson on fractions that go beyond 1.

[Maths Lesson Video](#)

[Maths Task](#)

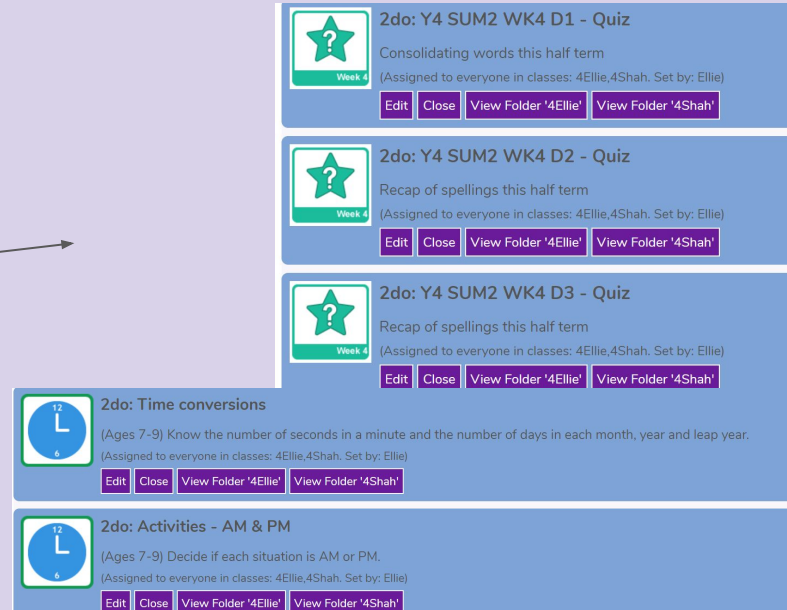
Purple Mash

Don't forget to check the Purple Mash website for todo activities.

Use your own login details so we can see who has completed the activities.

Check out these todo activities.
Make a comment when you hand in your work. We will give you some feedback.

Purple Mash



The screenshot shows a list of five todo activities in a purple-themed interface. Each activity card includes a green star icon with a question mark, a title, a description, assignment details, and action buttons (Edit, Close, View Folder).

- 2do: Y4 SUM2 WK4 D1 - Quiz**
Consolidating words this half term
(Assigned to everyone in classes: 4Ellie,4Shah. Set by: Ellie)
Buttons: Edit, Close, View Folder '4Ellie', View Folder '4Shah'
- 2do: Y4 SUM2 WK4 D2 - Quiz**
Recap of spellings this half term
(Assigned to everyone in classes: 4Ellie,4Shah. Set by: Ellie)
Buttons: Edit, Close, View Folder '4Ellie', View Folder '4Shah'
- 2do: Y4 SUM2 WK4 D3 - Quiz**
Recap of spellings this half term
(Assigned to everyone in classes: 4Ellie,4Shah. Set by: Ellie)
Buttons: Edit, Close, View Folder '4Ellie', View Folder '4Shah'
- 2do: Time conversions**
(Ages 7-9) Know the number of seconds in a minute and the number of days in each month, year and leap year.
(Assigned to everyone in classes: 4Ellie,4Shah. Set by: Ellie)
Buttons: Edit, Close, View Folder '4Ellie', View Folder '4Shah'
- 2do: Activities - AM & PM**
(Ages 7-9) Decide if each situation is AM or PM.
(Assigned to everyone in classes: 4Ellie,4Shah. Set by: Ellie)
Buttons: Edit, Close, View Folder '4Ellie', View Folder '4Shah'

Geography

Complete this BBC bitesize lesson on contours, keys and symbols.

[BBC Bitesize](#)

Music

Singing is a really good way of keeping our minds active and lifting our moods.

I challenge you to have a listen and learn a new song every day. Teach your family the song.

Songs

P.E.

Remember it's important to stay fit and healthy.

Follow the link below for a great P.E. Lesson with Joe Wicks.

[P.E. with Joe Wicks](#)



Hello Year 4,

We have some **very exciting chess news** !

Chess in Schools, (who Andrew works for), have managed to get each of you a **free gold level access to the ChessKid website** until **20th July**.

Chris has been using it and says it is FANTASTIC !

The [**ChessKid for Parents and Carers leaflet**](#) tells your parents all they need to know about ChessKid. Click the link and show it to you parents.

The next few slides will show you how it works and how you can sign up for a ChessKid Smithy Street.

What can I do on ChessKid ?



These are your settings..The speech bubble is where you may get a message from Chess in Schools or ChessKid.

This is your user name. It is created when you sign up. Make sure you write it down. **Do not change your user name.**

Play chess matches against the ChessKid computer or your friends.

Play chess puzzles against the ChessKid computer or other children.

Lots of lessons that teach you how to play chess. There are many more lessons to improve your chess skills if you can already play. More details on the next slide.

Send a friend request to other Smithy Street children. When this is set up you will be able to play matches against each other in ChessKid.

Lessons

Each lesson has a teaching video followed by exercises for you to complete. If you are a beginner, start at the first lesson. If you can already play, scroll down the list and choose where you think is best to start for you. The lessons become more challenging as you work through them.

Videos

Here you can find videos to teach you all aspects of chess for example: openings, endgames, tactics and strategy.

The screenshot shows a green-themed interface for a chess learning application. At the top, it displays 'Your Level: PAWN 3' next to a cartoon chess pawn icon and a progress bar at 0%. To the right, it says 'Next Lesson: Meet the Queen!' with an orange 'START' button. Below this are three main sections: 'Lessons' (with a book icon and the text 'Take interactive chess lessons'), 'Videos' (with a clapperboard icon and the text 'Learn from the best!'), and 'Workouts' (with a brain icon and the text 'Play set positions'). A 'VISION' section with an eye icon and the text 'How's your board vision?' is also visible. Three white arrows point from the text blocks to the 'Lessons', 'Videos', and 'Workouts' sections respectively.

Workouts

Get better at chess by practicing these key positions over and over! Sometimes the goal is to win, sometimes to draw. If you get it right three times in a row, you've probably mastered it!

How do I sign up for chess kid ?

Click on this link and follow the instructions to set up your own personal Smithy Street account.

<https://www.chesskid.com/register/kid/group/GC5FSG>

YOUR PARENTS NEED TO ENTER THEIR E-MAIL ADDRESS DURING THE SIGN-UP. IF THEY DON'T DO THIS YOU WON'T BE ABLE TO CREATE YOUR OWN ACCOUNT.

Your parents will also receive an email from ChessKid inviting them to set up their own account. If they do this, they will be able to recover your username and password if you forget it. They can also learn to play chess- just like you !

MAKE SURE YOU WRITE DOWN YOUR USERNAME AND PASSWORD AND KEEP IT SAFE.

Remember, your account will only work until **20th July. After this date it will be inactivated.**

Make the most of it !

Website or app ?

P.S. You can access ChessKid through their website or by downloading their app. **It is better to use their website** as the app does not have everything on it.