

Friday 24th April 2020

Maths

Log in to your Mathletics account and complete your online learning for this week.

<https://login.mathletics.com/>

Literacy

Follow the link below to complete the BBC reading lesson:

<https://www.bbc.co.uk/bitesize/articles/zb2k8xs>

If you cannot access the link, complete the activities on the next slides.

Activity 1

Read *Please Mrs Butler* by Allan Ahlberg.

Top tip!

If you struggle with any words, try the following **reading strategies**.

- Sound the word out. Can you split the word up and then try to say it?
- Think about whether it looks like another word that you know.
- Miss the word out and read ahead. Then go back and 'guess' what the word may have been.

Please Mrs Butler

Please Mrs Butler

This boy Derek Drew

Keeps copying my work, Miss.

What shall I do?

Go and sit in the hall, dear.

Go and sit in the sink.

Take your books on the roof, my lamb.

Do whatever you think.

Please Mrs Butler

This boy Derek Drew

*Keeps taking my rubber,
Miss.*

What shall I do?

Keep it in your hand, dear.

Hide it up your vest.

*Swallow it if you like, my
love.*

Do what you think best.

Please Mrs Butler

This boy Derek Drew

*Keeps calling me rude names,
Miss.*

What shall I do?

*Lock yourself
in the cupboard, dear.*

Run away to sea.

*Do whatever you can, my
flower.*

But don't ask me!

Answer these questions:

1. What is the name of the teacher?
2. What is the first thing Derek Drew does wrong?
3. Where does the teacher say the narrator should take their books?
4. What three things does the teacher say the narrator should do with the rubber?
5. What is the final complaint the narrator has about Derek Drew?
6. What does the teacher call the narrator in the last verse?

Maths and History

Watch the BBC Bitesize lesson for today

<https://www.bbc.co.uk/iplayer/episode/p089p05x/bitesize-79-year-olds-week-1-1-maths-and-history>

Chess



Hello Year 3,

We have some **very exciting chess news** !


Chess in Schools, (who teach Year 4), have managed to get each Year 3 child a **free gold level access to the ChessKid website** until **20th July**.

Chris has been using it and says it is FANTASTIC !


The [**ChessKid for Parents and Carers leaflet**](#) tells your parents all they need to know about ChessKid. Show it to them.

The next few slides will show you how it works and how you can sign up for a ChessKid Smithy Street.


What can I do on ChessKid ?




These are your settings..The speech bubble is where you may get a message from Chess in Schools or ChessKid.




This is your user name. It is created when you sign up. Make sure you write it down. **Do not change your user name.**



Play chess matches against the ChessKid computer or your friends.



Play chess puzzles against the ChessKid computer or other children.



Lots of lessons that teach you how to play chess. There are many more lessons to improve your chess skills if you can already play. More details on the next slide.



Send a friend request to other Smithy Street children. When this is set up you will be able to play matches against each other in ChessKid.

Lessons

Each lesson has a teaching video followed by exercises for you to complete. If you are a beginner, start at the first lesson. If you can already play, scroll down the list and choose where you think is best to start for you. The lessons become more challenging as you work through them.

Videos

Here you can find videos to teach you all aspects of chess for example: openings, endgames, tactics and strategy.

The screenshot shows a green-themed interface for a chess learning application. At the top, it displays 'Your Level: PAWN 3' next to a cartoon chess pawn icon and a progress bar at 0%. To the right, it says 'Next Lesson: Meet the Queen!' with an orange 'START' button. Below this are four menu items: 'Lessons' (with a book icon and 'Take interactive chess lessons'), 'VIDEOS' (with a clapperboard icon and 'Learn from the best!'), 'VISION' (with an eye icon and 'How's your board vision?'), and 'WORKOUTS' (with a brain icon and 'Play set positions').

Workouts

Get better at chess by practicing these key positions over and over! Sometimes the goal is to win, sometimes to draw. If you get it right three times in a row, you've probably mastered it!

How do I sign up for ChessKid ?

Click on this link and follow the instructions to set up your own personal Smithy Street account.

<https://www.chesskid.com/register/kid/group/GC5FSG>

YOUR PARENTS NEED TO ENTER THEIR E-MAIL ADDRESS DURING THE SIGN-UP. IF THEY DON'T DO THIS YOU WON'T BE ABLE TO CREATE YOUR OWN ACCOUNT.

Your parents will also receive an email from ChessKid inviting them to set up their own account. If they do this, they will be able to recover your username and password if you forget it. They can also learn to play chess- just like you !

MAKE SURE YOU WRITE DOWN YOUR USERNAME AND PASSWORD AND KEEP IT SAFE.

Remember, your account will only work until **20th July. After this date it will be inactivated.**

Make the most of it !

Website or App ?

You can access ChessKid through their website or by downloading their app. **It is better to use their website** as the app does not have everything on it.

P.E. with the Body Coach

https://www.youtube.com/watch?v=Z42mwuX_Xj8