

Wednesday 24th June

Hello Year 6,

We hope you have had the chance to start your 'Moving On' booklet.

Please remember to complete I see Maths, Reading, Grammar, Spelling and Writing exercises as a minimum each day. You need to do as much as possible to stay on top of your learning so that you are ready for your new school in September.

Lizzie, Chris & Alison

Draw 2 squares in the schoolyard in order to separate all students from each other.



Preparing for Secondary School

Today we would like you to work with your parent or carer to share experiences of primary school. We then want you to research your new school on the internet. Detailed instructions can be found on page 4 of your 'Moving On' book.

[Click here](#) to open the Pupil Book.

Moving On Pupil Book

 TOWER HAMLETS
EDUCATIONAL PSYCHOLOGY SERVICE

MOVING ON

Activities for you and your parent or carer
Complete these together to help prepare you for secondary school.

Remembering Primary School...
Interview your parent or carer about their time in Primary School. Swap, and ask them to interview you.

Write down your answers to help you remember them in the future.

My best memory was....

The funniest thing that happened was....

My biggest achievement was....

Things I will miss are....



Go on a Virtual Treasure Hunt
Go on a Virtual Treasure Hunt of your new school's website. Try to find:

- The name of a member of staff
- An activity that you can do at school
- The colours of the uniform
- A subject you haven't studied before
- Something you can find on the playground
- A map with the school on



Play 'LeapForward!'
Print out and play the LeapForward game and question card at the back of this booklet.



CREATED BY JALIE BURNS, SHIRLEY O'HARA, MARRA DEWIL AND LAUREN COATES (TOWER HAMLETS EPS), MAY 2018
THIS BOOK IS FREE. PLEASE FEEL FREE TO PRINT AND SHARE. ALL RIGHTS RESERVED BY TOWER HAMLETS EPS. PHOTO BY JANE HARRIS

PAGE 4



Chess

Over **50,000** children have signed up for ChessKid since we have been in lockdown !



<https://www.chesskid.com/login>

If you haven't signed up yet, here is the link to set up your account.

<https://www.chesskid.com/register/kid/group/GC5FSG>

These lessons from CSC might also help you. For each lesson there is a video, worksheet and quiz. The lessons are at the bottom of the web page.

<https://www.chessinschools.co.uk/chess-at-home>

Maths



- **I See Maths Challenge - Sum of the Digits**
 - a) Watch the video. [Click here.](#)
 - b) Now complete this task. [Click here.](#)

- **Challenge 2 - Lines of Symmetry**

Task: [Click here.](#)

Answer: [Click here](#)

- **Mathletics** [Click here.](#)


Reading Skills.

To revise strategies for understanding unfamiliar words.

We will always come across unfamiliar vocabulary in our lives so it is important to have strategies for working out their meanings We have done a lot of work on this in Year 6 and this lesson will extend your understanding further.

[Click here](#)

Complete your daily **Read Theory**.
[click here](#)



Easier reading task.

[Click here.](#)



WHAT SHOULD
I READ NEXT?



epic!

[Log-in](#)

Deep in the maze-like dungeons of Castle Grotteskew, insane Professor Erasmus created Stitch Head, a small, almost-human creature. His experiments continued, filling the castle with creations so fabulously monstrous that Stitch Head was long forgotten. Until a travelling circus ringmaster knocks at the castle door, promising to make Stitch Head a star. Is this Stitch Head's chance to venture beyond the castle walls? Or could he be making a terrible mistake...?

Read the first chapter [here](#).

Creative writing



- Who is this girl ?
- Where is the girl ?
- Why is she there ?
- Why is she unafraid ?
- Does the gorilla seem threatening ?
- What do you think happens next ?

Create DADWAVER sentences for this picture (reminder on next slide), then use them to write the first paragraph of the story

Description

Action

Similes or metaphors

Dialogue

Rhetorical Questions

Where

Estimation of time

Verb

Adverbial

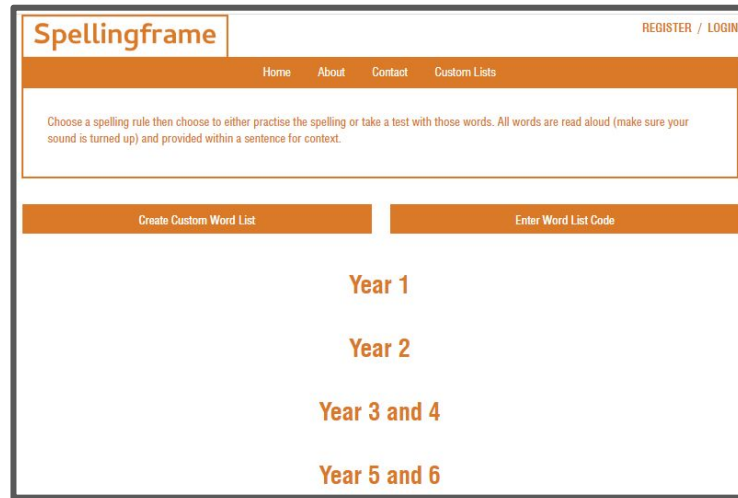


Grammar

Read this to recap coordinating and subordinating conjunctions [Click here](#)

Complete this exercise on subordinate clauses. [Click here.](#)


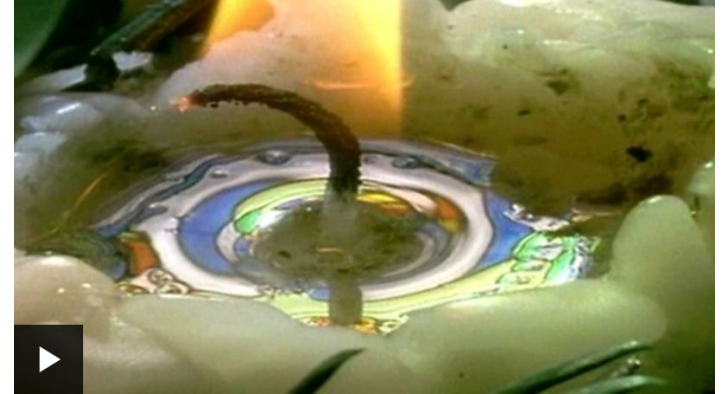
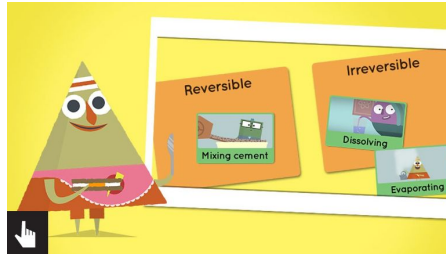

Spelling.



Continue with your daily **Spellingframe** activities. [Click here.](#)

Science: Reversible and Irreversible Changes

Learn all about reversible and irreversible changes.



[Click here](#) to watch the three videos, three activities and knowledge quiz.

Daily Exercise

1. Find your next exercise video from Joe Wicks. [Click here.](#)



2. Zonation's Dance On Demand - Session 4. [Click here.](#)



Extension



The government has created the Oak National Academy to provide extra 'lessons' for children while you are at home. Each day there are maths, English and foundation lessons. The lessons are sequential, so it is important that you do them in order.

We want you to first complete the work that we have set you. If you decide you would like an extension, then click on the link below to access their lessons.

[Oak National Academy](#)

Answer

