

# Dinosaur Group

Friday 26<sup>th</sup> June 2020



# Phonics

Quick read. How many of these words can you read in 1 minute? Have another go and see if you can beat your score.

when out what

were there little one

like some come

said so do have

# Phonics

Swap the words in the sentences to create your own.  
How many sentences can you make?

Trisha	took	a	book	off	the	shelf.
grabs	desk	Krishna	spoon			


For example: Trisha grabs a spoon off the desk.

# Reading

**Go to Oxford Owl**

<https://www.oxfordowl.co.uk/api/interactives/26361.html>

Read the book 'Tom, Dad and Colin'




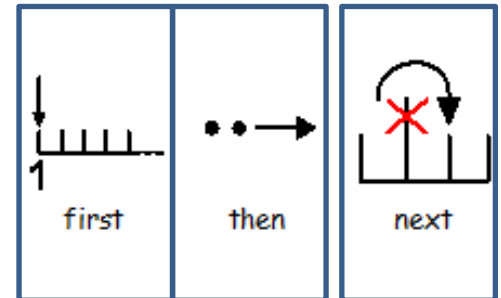
1. Who was riding on the donkey? (page 2)



2. Why did they all get wet at the end of the story? (page 14)

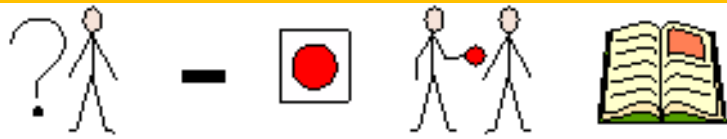


3. Match the words to order the pictures



# Literacy- Starry Night

Write a story using the artwork

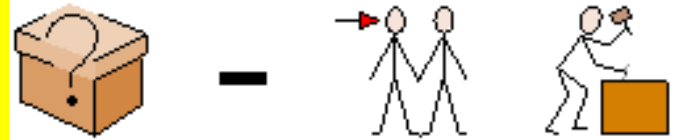


Who is in your story?

---

---

---




What are they doing?

---

---

---


# Literacy- Starry Night



---

---

---



---

---

---

# Computing – fossils

Watch the video on how fossils are formed.


<https://www.bbc.co.uk/bitesize/topics/z9bbkqt/articles/z2ym2p3#:~:text=After%20an%2>






Read about how fossils are formed on the next page...







1    
1. Animal dies


2      
2. Soft parts rot away





3  -    
3. Bone is left behind





4  -   >  
4. Bone is buried under bits of


   
rock called sediment.


5     
5. Sediment around the bone turns

→   
to rock

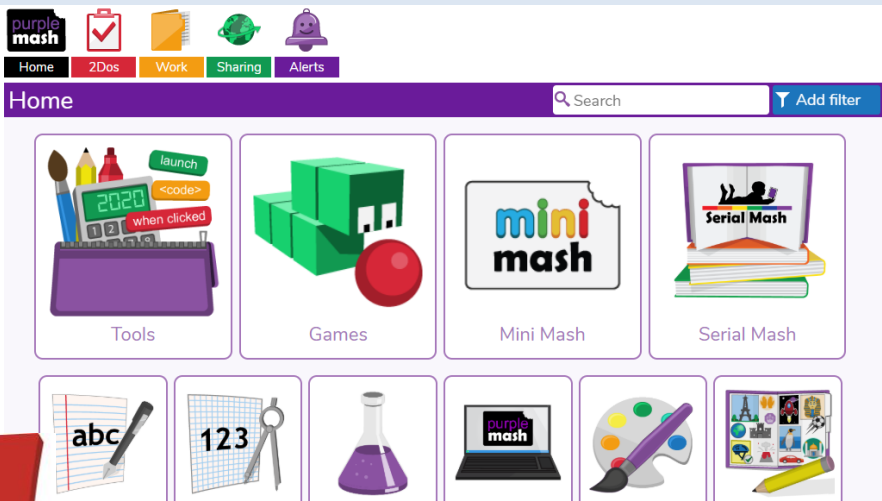
6      
6. Water soaks through the rock

7      
7. Minerals in the water replace

  
the bone

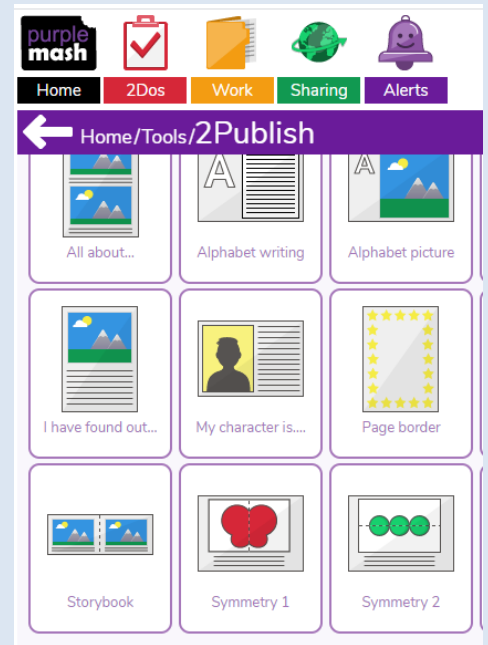
8  -  
8. A fossil is formed.

Log on to [purple mash](#) and create a book on how fossils are made.  
Username: y3  
Password: y3



1

Click on tools



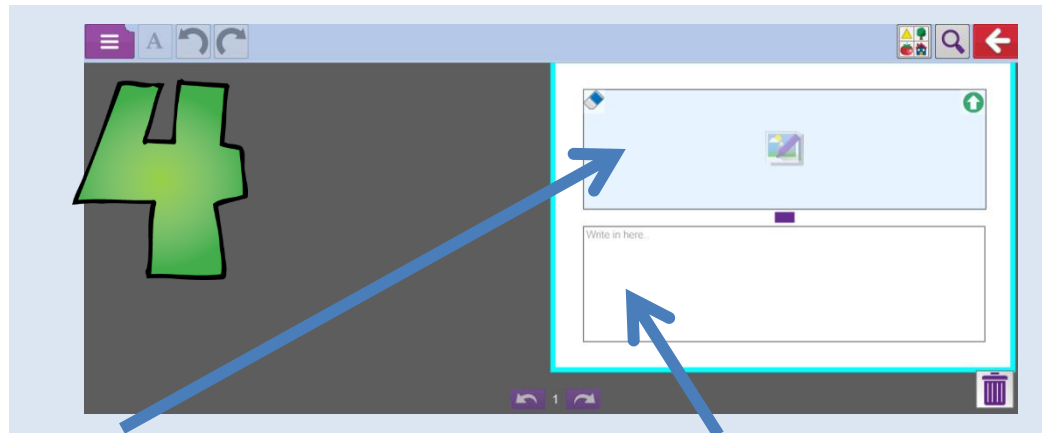
3

Click on story book



2

Click on publish



Draw a picture

Write a sentence

# Physical Activity

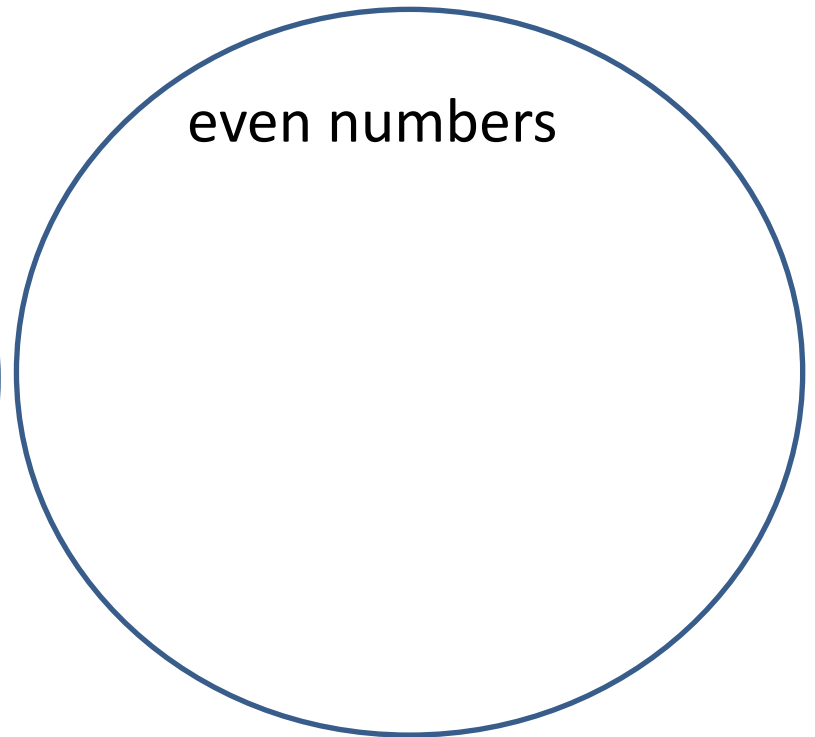
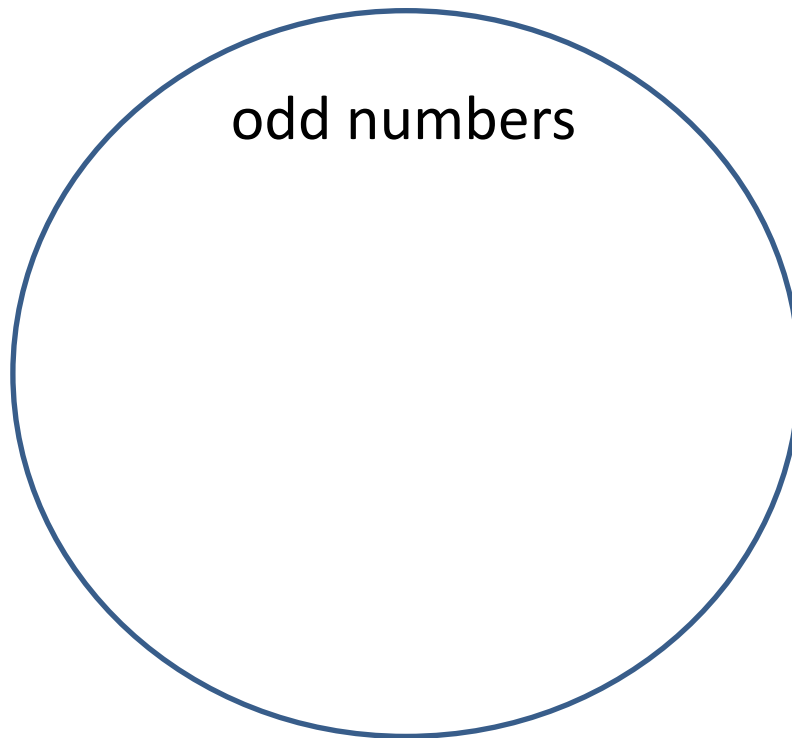
**PE with Joe**

<https://www.youtube.com/channel/UCAxW1XT0iEJo0TYIRfn6rYQ>

# Maths- Warm up

Draw the circles and add the numbers into to the right circle

12    3    10    15  
11    7    8



# Maths- working out how much change

Watch the video:

<https://www.bbc.co.uk/bitesize/articles/z6gthbk>



## First some addition questions...


1. Jack buys a packet of crisps and a drink. How much do they cost altogether?

$$12 + 5 = \square$$



- Ben buys 2 apples at the school fruit shop and gives one to his friend. How much does he spend?

$$7 + 7 = \square$$




## Now change...

Annie has 20p. She gives her brother 12p to buy a cake at the school fair. How much money will she have left?



$$20 - 12 = \square$$

Sabina's mother gives her 20p to buy her brother a banana. She buys a banana for 16p. How much change will she receive?



$$20 - 16 = \square$$