

# Friday 26th June

For each activity, write the date and title in the appropriate workbook (don't waste space and keep your presentation neat).

For example:

Friday 26th June

Reading: ...

Good morning or good afternoon, Year 5!

“What is full of holes but still holds water?”

Answer: a sponge!

Have a good weekend!

From Bradley

# Websites and Activities

Here we will keep an updated list of websites and activities you could be doing, once you've finished the Daily Tasks we've set. Some you will need your login details for, some you won't.

## Online Lessons:

- [Oak National Academy](#)
- [BBC Bitesize Daily Lessons](#)

## Reading:

- [First News](#): weekly newspaper for children
- [Get Epic](#): online collection of books to read (between 9 am - 4 pm)
- [Read Theory](#): short extracts with comprehension questions
- [Online Library](#): use your library card online!

## Maths:

- [Mathletics](#): practice your maths
- [Times Table Rock Stars](#): times table practice (beat the other Year 5 class!)
- [Study Ladder](#): practice maths skills (not just for maths!) (between 8:30 am - 4:30 pm)
- [I See Maths](#): daily lessons for various year groups
- [White Rose](#): maths lessons for different year groups

## Other activities:

- [Joe Wick](#): fitness videos (9:00 am Monday to Friday)
- [DK Find Out!](#): online Encyclopedia
- [Scratch](#): computing/Coding
- [Purple Mash](#):  
Username: y5  
Password y5  
Use for a range of different activities
- [Duolingo](#): learn French
- [Scouts](#): plenty of activities for you to do indoors!
- [Chess](#): learn, practice, play!

# Contents Page

Extra Lessons:

- [Oak National Academy](#)
- [BBC Bitesize Daily](#)

Here we will provide links to the previous days work that we've set, it may be useful to look at previous days if you missed them.

[23rd March](#)

[20th April](#)

[4th May](#)

[18th May](#)

[Monday 8th June](#)

[Monday 22nd June](#)

[24th March](#)

[21st April](#)

[5th May](#)

[19th May](#)

[Tuesday 9th June](#)

[Tuesday 23rd June](#)

[25th March](#)

[22nd April](#)

[6th May](#)

[20th May](#)

[Wed 10th June](#)

[Wed 24th June](#)

[26th March](#)

[23rd April](#)

[7th May](#)

[21st May](#)

[Thursday 11th June](#)

[Thursday 25th June](#)

[27th March](#)

[24th April](#)

Holiday

[22nd May](#)

[Friday 12th June](#)

Friday 26th June

[30th March](#)

[27th April](#)

[11th May](#)

[1st June](#)

[Monday 15th June](#)

[31st March](#)

[28th April](#)

[12th May](#)

[2nd June](#)

[Tuesday 16th June](#)

[1st April](#)

[29th April](#)

[13th May](#)

[3rd June](#)

[Wed 17th June](#)

[2nd April](#)

[30th April](#)

[14th May](#)

[4th June](#)

[Thursday 18th June](#)

[3rd April](#)

[1st May](#)

[15th May](#)

[5th June](#)

[Friday 19th June](#)

Date

Reading: To be a Cat

- Open [To be a Cat](#) by Matt Haig on the BBC Daily Lessons website
- Watch the videos and complete the tasks as they appear on the page

Additional Reading: [Read Theory](#) for around 30 minutes

New!

[Online Library](#)

Use [this link](#) to access an online library where you can 'borrow' books to read at home.

You will need to use your actual library card - from the Ideas Store perhaps to access their books.


This [help page](#) gives you more information.

# Date

## Writing: Bullet Points

- Open the [bullet points](#) worksheet
- Read through the passage and highlight where bullet points have been used - why have they been used?
- Complete the task in your writing book, use the text to find examples that will help you!

### Bullet Points



**Bullet points are used for making lists. You could use them to organise a set of questions, a list of nouns or a checklist of things to do.**



If your bullet point is a full sentence, use **capital letters** and **full stops**.

- The Colosseum in Rome was built in 80AD.
- Stonehenge was constructed sometime between 3000BC and 2000BC.

If your bullet point is part of a list of nouns, you can separate them with a semi-colon.

Some of the Seven Wonders of the World are:

- Stonehenge;
- Great Wall of China;
- Roman Colosseum.



visit [twinkl.com](https://www.twinkl.com)

Date

Click [here](#) for the answers to yesterday's written work.

## Maths: Times Tables

- Log into: <https://play.trockstars.com/auth/school/student> and begin to play!

Try to play for at least 30 minutes (<https://www.online-stopwatch.com/timer/30minutes>).

We will be able to see who's logged in and who hasn't...

Alternatively: play [Hit the Button](#) (no need for login or password).

# Date

# Music

- Look at this page: <https://www.bbc.co.uk/bitesize/topics/zcbkcj6/articles/zc7m7p3>
- Watch the first video: **How does music make you feel?**



Date

## Activity: Helping at Home

As you are all mature, sensible and caring Year 5s, I'm sure you are already doing this activity...

I want to know what you've been doing to help your parents!

Use Point, Evidence, Explain to record 3 jobs/chores you've done to help out this week.  
Example:

1. I have hoovered the flat. On Monday afternoon, at approximately 3 pm, I noticed the floor was dirty so I asked my dad if it was okay to Hoover the floor. My parents were particularly impressed as I usually just play on my Xbox and don't help out...



# Exercise

With everyone being told to stay indoors, it's important you still do some exercise! You would usually walk to school, run around at break time, run around at lunchtime, have PE and/or swimming and walk home again!

Try this video:

- [https://www.youtube.com/watch?v=udK\\_PRSeVPI](https://www.youtube.com/watch?v=udK_PRSeVPI)

Iron Man workout!

- Join Joe Wick LIVE everyday at 9:00 am on YouTube: [click here](#)

# Extension: Oak National Academy

The Oak National Academy is a website the government has created to provide extra ‘lessons’ for children to complete whilst at home. Each day there will be an English, maths and foundation (geography, history, science) lesson. This weeks timetable is in green below.

**We would still like you to complete the work we set first, in the rest of these slides, then if you want to do an extension, have a look at the [Oak National Academy website](#).**

If you want to use Oak National Academy, the lessons are sequential. This means you should start at lesson 1, then go to lesson 2, etc. If you miss a day, make sure you go back to the lesson you missed.

Year 5	English	<ul style="list-style-type: none"><li>• Genre Focus: Setting Description</li></ul>
	Maths	<ul style="list-style-type: none"><li>• Transformations</li><li>• Converting</li><li>• Volume</li><li>• Calculating with decimals</li><li>• 2-D and 3-D shape</li></ul>
	Foundation	Science: <ul style="list-style-type: none"><li>• Unit 1: rock cycle</li><li>• Unit 2: electricity</li></ul> Humanities: <ul style="list-style-type: none"><li>• Middle East</li></ul> Spanish: <ul style="list-style-type: none"><li>• To learn the alphabet and numbers 1-10 in Spanish</li></ul> Creative: <ul style="list-style-type: none"><li>• To identify a range of different textures and use a pencil to recreate them</li></ul>

If you want to complete the work from Oak National Academy, record it in your writing or maths book we gave you from school.

Set it out like the lessons we give you:

Tuesday 21st April


Maths: Transformations

# Extension: BBC Bitesize Daily

Similar to the Oak National Academy you can now access regular daily lessons from BBC Bitesize in English, maths and other core subjects, on the BBC Bitesize website and also in special programmes broadcast on BBC iPlayer and BBC Red Button.

We are going to continue setting you daily work similar to how it has looked over the past couple of weeks but might use some of the BBC Bitesize material/videos too. **We would like you to complete the work we set first.** However, if you want to do some extra work, you could look on this site for some ideas! It might also be useful for your older or younger siblings...

Click here for the link: [BBC Bitesize Daily Lessons](#)



The screenshot shows the BBC Bitesize website interface for Year 5/P6 lessons. The header includes the BBC logo, the text 'Year 5/ P6 lessons', and the dates 'Monday 20 April - Friday 24 April'. Below the header is a grid of lesson topics for each day of the week.

Monday	Tuesday	Wednesday	Thursday	Friday
<b>English</b> Understanding similes and metaphors	<b>English</b> Understanding and using alliteration	<b>English</b> Writing a newspaper report	<b>English</b> To understand expanded noun phrases	<b>English</b> Reading lesson: To Be a Cat by Matt Haig
<b>Maths</b> Identify and position negative numbers on a number line	<b>Maths</b> Add and subtract numbers with more than 4 digit numbers using	<b>Maths</b> Multistep problems, including estimating and rounding	<b>Maths</b> Multiples and factors	<b>Maths</b> Challenge of the week
<b>History</b> Who were the Ancient Egyptians?	<b>Geography</b> Introduction to settlements	<b>Science</b> The solar system	<b>Music</b> Singing with feeling	<b>Wellbeing</b> Teamwork

# Extension: Chess Lessons



Hello Year 5,

We have some **very exciting chess news** !

Chess in Schools, (who teach Year 4), have managed to get each Year 5 child a **free gold level access to the ChessKid website** until **20<sup>th</sup> July**.

Chris (Year 6 teacher) has been using it and says it is FANTASTIC !

The [ChessKid for Parents and Carers leaflet](#) tells your parents all they need to know about ChessKid. It is also available on the school website. Click on the link to show it to your parents.

[Click here](#) and we will show you how it works and how you can sign up for a ChessKid Smithy Street account.