

Tuesday 30th June

# Reading

Continue to use Get Epic.

A promotional banner for Epic! featuring a young boy holding a tablet. The banner is split into two sections: a blue section for parents and a red section for teachers. The blue section offers 'FREE FOR 30 DAYS' with 'Instant access to 40,000 digital books' and a 'SIGN UP' button. The red section offers 'FREE REMOTE STUDENT ACCESS' 'Through June 30th, 2020' and a 'GET STARTED' button. At the bottom of the red section, it says 'Learn more on our blog'. The top of the banner has the text 'SCHOOLS CLOSED? 2 FREE ways to keep students reading at home:'.

SCHOOLS CLOSED? 2 FREE ways to keep students reading at home:

**FOR PARENTS**

FREE FOR 30 DAYS  
Instant access to 40,000 digital books

SIGN UP

**FOR TEACHERS**

FREE REMOTE STUDENT ACCESS  
Through June 30th, 2020

GET STARTED

Learn more on our blog

Go to [getepic](https://getepic.com) for reading activities. Remember to use your class code.

(You should have received a class code from the office. Please ask your parents to check their emails.)

1. Click on the link to get onto the website [getepic.com](https://getepic.com)
2. Click on the student tab. Use the class code that the office has sent you to login.
3. Open up your mailbox and read the book that you have chosen or your teacher has assigned.
4. If there is a quiz do the quiz

Remember we can see who is reading every day and for how long!

Good Luck!

# Do you have an Idea store card?



You can use your card to log in get online books or audiobooks from the Idea Store website.

<https://www.ideastore.co.uk/ebooks-and-audiobooks>

# Reading

Read first news and complete the comprehension questions.

## First News

## Comprehension

NEWS SPORTS ENTERTAINMENT INTERVIEWS PUZZLES COMPETITIONS AND MORE

CELEBRATING PRIDE P3

GIANT TORTOISE RETIRES P7

DO ALIENS LOOK LIKE US? P9

JUNGLE BEAT MOVIE P10

Issue 732 £2.99 26 June - 2 July 2020

THE UK'S ONLY NEWSPAPER FOR CHILDREN

# First News

## THRILLED TO BE BACK

Turn to p7 to find out what else is opening on 4 July

**POLL OF THE WEEK**  
Are you excited or worried to go for days out again? Do the first news poll to vote

Millions ride a roller coaster at Universal Studios theme park in Orlando, Florida, on the first day reopened after lockdown there eased

**by editor in chief Nicky Cox**

**THEME parks, museums and cinemas are working out how to reopen safely, as lockdown eases in England.**

Once areas started opening again, other dependent attractions began to prepare to open their doors, too. It's estimated they have been losing more than £2 billion a week to brick and mortar since the start of the crisis.

Chasington World of Adventure in Surrey told First News it was planning to reopen its theme park in July, following a green light from the Government to do so. But, along with other days out, things will be a bit different for visitors. "Parents can expect to have their temperature checked on arrival, hand sanitiser being readily available, social distancing markers, plus empty rows and seats left in intervals," they told us.

Blackpool Pleasure Beach has decided that, on days where people screens, visitors will be more comfortable if there are made to mark up.

Different places will have their own rules to make things safe for visitors, but the sorts of things you can expect to see on a day out include:

- **Smaller numbers:** There will be fewer people allowed in so that there can be social distancing.
- **Book before you go:** Most places won't let you just wander in if you haven't booked in advance - even where there is no entry fee.
- **Closures:** Many museums will close where and how you walk around, following routes.
- **Get in line:** Tickets will be for set arrival times and some places won't allow you to linger for long, so other people can come in.
- **Screening:** Staff will often be protected behind screens.
- **Trails:** Many sites will be one to one out.
- **Trails:** Many sites will be one to one out.
- **Trails:** Many sites will be one to one out.

# Writing

Complete the daily lesson from BBC bitesize website on using suffixes.

[BBC Bitesize](#)

# Maths

Go to mathletics and complete the tasks that your teacher has assigned for you.

Use your username and password.

<https://login.mathletics.com/>

or complete this maths lesson on numbers in columns.

[Maths Lesson Video](#)

[Maths Lesson Task](#)

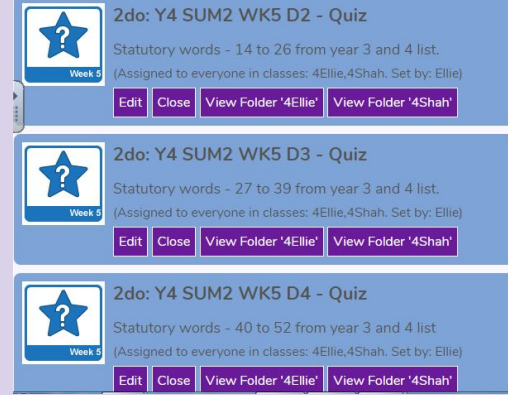
# Purple Mash

Don't forget to check the Purple Mash website for todo activities.

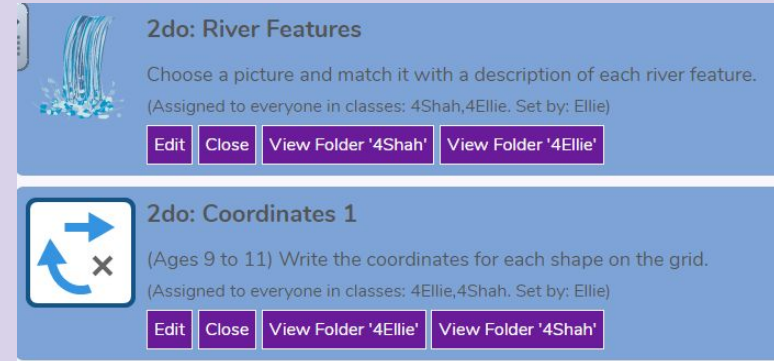
Use your own login details so we can see who has completed the activities.

Check out these todo activities.  
Make a comment when you hand in your work. We will give you some feedback.

Purple Mash



The screenshot shows three quiz cards in a list. Each card has a blue header with a star icon and the text 'Week 5'. The first card is titled '2do: Y4 SUM2 WK5 D2 - Quiz' and contains the text 'Statutory words - 14 to 26 from year 3 and 4 list. (Assigned to everyone in classes: 4Ellie,4Shah. Set by: Ellie)'. Below the text are four buttons: 'Edit', 'Close', 'View Folder '4Ellie'', and 'View Folder '4Shah''. The second card is titled '2do: Y4 SUM2 WK5 D3 - Quiz' and contains the text 'Statutory words - 27 to 39 from year 3 and 4 list. (Assigned to everyone in classes: 4Ellie,4Shah. Set by: Ellie)'. Below the text are four buttons: 'Edit', 'Close', 'View Folder '4Ellie'', and 'View Folder '4Shah''. The third card is titled '2do: Y4 SUM2 WK5 D4 - Quiz' and contains the text 'Statutory words - 40 to 52 from year 3 and 4 list. (Assigned to everyone in classes: 4Ellie,4Shah. Set by: Ellie)'. Below the text are four buttons: 'Edit', 'Close', 'View Folder '4Ellie'', and 'View Folder '4Shah''.



The screenshot shows two activity cards in a list. The first card is titled '2do: River Features' and features an illustration of a waterfall. Below the title is the text 'Choose a picture and match it with a description of each river feature. (Assigned to everyone in classes: 4Shah,4Ellie. Set by: Ellie)'. Below the text are four buttons: 'Edit', 'Close', 'View Folder '4Shah'', and 'View Folder '4Ellie''. The second card is titled '2do: Coordinates 1' and features an icon of a grid with a blue arrow and a red 'x'. Below the title is the text '(Ages 9 to 11) Write the coordinates for each shape on the grid. (Assigned to everyone in classes: 4Ellie,4Shah. Set by: Ellie)'. Below the text are four buttons: 'Edit', 'Close', 'View Folder '4Ellie'', and 'View Folder '4Shah''.

# Geography

Complete this BBC bitesize lesson on rivers.

[BBC Bitesize](#)



# Music

Singing is a really good way of keeping our minds active and lifting our moods.

I challenge you to have a listen and learn a new song every day. Teach your family the song.

# Songs

# P.E.

Remember it's important to stay fit and healthy.

Follow the link below for a great P.E. Lesson with Joe Wicks.

[P.E. with Joe Wicks](#)



Hello Year 4,

We have some **very exciting chess news** !


Chess in Schools, (who Andrew works for), have managed to get each of you a **free gold level access to the ChessKid website** until **20<sup>th</sup> July**.

Chris has been using it and says it is FANTASTIC !

The [\*\*ChessKid for Parents and Carers leaflet\*\*](#) tells your parents all they need to know about ChessKid. Click the link and show it to you parents.

The next few slides will show you how it works and how you can sign up for a ChessKid Smithy Street.

# What can I do on ChessKid ?



← These are your settings..The speech bubble is where you may get a message from Chess in Schools or ChessKid.

← This is your user name. It is created when you sign up. Make sure you write it down. **Do not change your user name.**

← Play chess matches against the ChessKid computer or your friends.

← Play chess puzzles against the ChessKid computer or other children.

← Lots of lessons that teach you how to play chess. There are many more lessons to improve your chess skills if you can already play. More details on the next slide.

← Send a friend request to other Smithy Street children. When this is set up you will be able to play matches against each other in ChessKid.

## Lessons

Each lesson has a teaching video followed by exercises for you to complete. If you are a beginner, start at the first lesson. If you can already play, scroll down the list and choose where you think is best to start for you. The lessons become more challenging as you work through them.

## Videos

Here you can find videos to teach you all aspects of chess for example: openings, endgames, tactics and strategy.

The screenshot shows a green-themed interface for a chess learning application. At the top, it displays 'Your Level: PAWN 3' next to a cartoon chess pawn icon and a progress bar at 0%. To the right, it says 'Next Lesson: Meet the Queen!' with an orange 'START' button. Below this are three menu items: 'Lessons' (with a book icon and the text 'Take interactive chess lessons'), 'Videos' (with a clapperboard icon and the text 'Learn from the best!'), and 'Workouts' (with a brain icon and the text 'Play set positions'). A large white arrow points from the 'Lessons' text in the main text to the 'Lessons' menu item. Another large white arrow points from the 'Videos' text in the main text to the 'Videos' menu item. A third large white arrow points from the 'Workouts' text in the main text to the 'Workouts' menu item.

## Workouts

Get better at chess by practicing these key positions over and over! Sometimes the goal is to win, sometimes to draw. If you get it right three times in a row, you've probably mastered it!

## **How do I sign up for chess kid ?**

Click on this link and follow the instructions to set up your own personal Smithy Street account.

<https://www.chesskid.com/register/kid/group/GC5FSG>

**YOUR PARENTS NEED TO ENTER THEIR E-MAIL ADDRESS DURING THE SIGN-UP. IF THEY DON'T DO THIS YOU WON'T BE ABLE TO CREATE YOUR OWN ACCOUNT.**

**Your parents will also receive an email from ChessKid inviting them to set up their own account. If they do this, they will be able to recover your username and password if you forget it. They can also learn to play chess- just like you !**

**MAKE SURE YOU WRITE DOWN YOUR USERNAME AND PASSWORD AND KEEP IT SAFE.**

**Remember, your account will only work until **20th July**. After this date it will be inactivated.**

**Make the most of it !**

**Website or app ?**

**P.S.** You can access ChessKid through their website or by downloading their app. **It is better to use their website** as the app does not have everything on it.