

# Dinosaur Group

Tuesday 30th June



# Phonics

Read then match the words to the correct sound

tr	gr	sl


tree grass slam grill  
slug trash green truck  
slip grain train sleep

# Phonics

- Read the sentences and draw a picture to match each one.



The flowers began wilting in the cold.



I have some pondweed in my hand.



I can perform a handstand.

# Reading

**Go to Collins connect and enter in the details below**

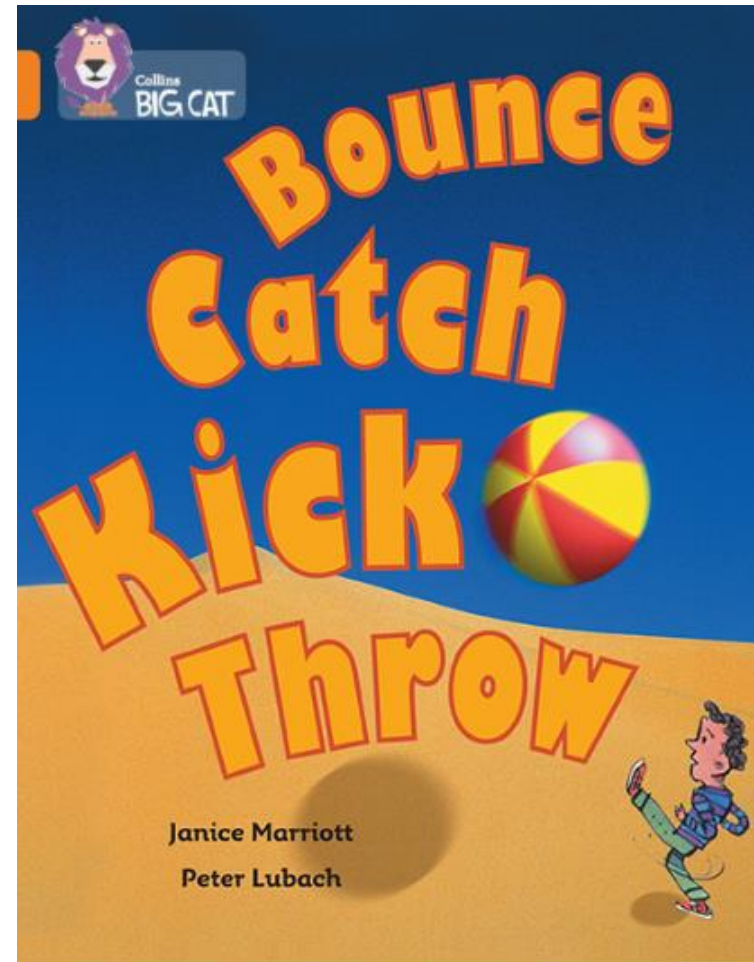
<https://connect.collins.co.uk/school/Portal.aspx>

Go to **Collins Connect** and click on the Teacher portal and enter:

Username: **parents@harpercollins.co.uk**

Password: **Parents20!**

- **Read the book 'Bounce catch kick throw' (orange)**
- **Complete the activity on the next slide**



Find the beginning of these sentences in the book then write the ending.



For example ...

1. In the park ....

1. In the park, children are playing with one small thing.

### Page 4 and 5

1. They are all ....
2. Some balls are good for...

### Page 6 and 7

3. In most ball games...
4. It looks hard...

### Page 16 and 17

5. One person ...
6. Which ball...

### Page 18 and 19


7. Football, or soccer,...
8. The cover...

# Literacy

## You get to be half human and half animal!!!

# 1

Draw a picture of your self from the waist up.



# 2

Now decided what animal you would be from the waist down!



shutterstock.com • 632904089



dinosaur?

spider?



bird ?




elephant?

# Literacy



Draw your top half and bottom half together



Explain why you would like the legs of your chosen animal



I



would



like

\_\_\_\_\_



legs



because...



---

---


---

---

# Art- Still life



Still Life with Cheese (1615)  
by Pieter Claesz




What

can

you

see?

Make a list...



What

colours

have

they

used?

Make a list...



When

was

it

painted?



Who

painted


it?



# Art- Still life



Still Life: The Table (1928)  
by Georges Braque




What

can

you

see?

Make a list...



What

colours

have

they

used?

Make a list...



When

was

it

painted?



Who

painted

it?

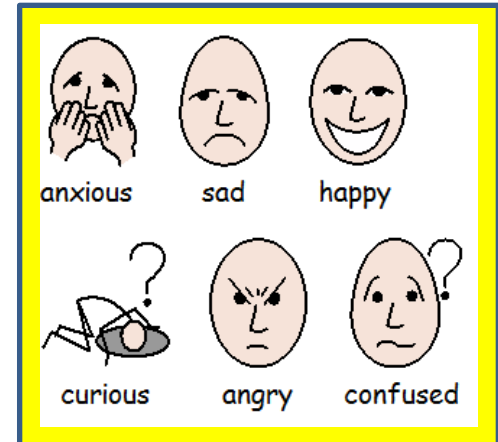

# How do they make you feel?



Still Life with Cheese (1615)  
by Pieter Claesz



Still Life: The Table (1928)  
by Georges Braque



# Physical Activity

## **PE with Joe**

<https://www.youtube.com/channel/UCAxW1XT0iEJo0TYIRfn6rYQ>

# Maths- Times tables warm up

<https://www.timestables.co.uk/>

Which times tables do you want to learn?

**1** Pick your times table

1 times table	2 times table	3 times table	4 times table
5 times table	6 times table	7 times table	8 times table
9 times table	10 times table	11 times table	12 times table

**2**

Answer the questions and check!

 Step 1b: In sequence

Fill in your answers. Once you have entered all the answers, click on 'Check' to see whether you have got them all right!  
If you got all the answers right, practice the 3 times table shuffled in random order.

$1 \times 3 =$

$2 \times 3 =$

$3 \times 3 =$

$4 \times 3 =$

$5 \times 3 =$

$6 \times 3 =$

$7 \times 3 =$

$8 \times 3 =$

$9 \times 3 =$

$10 \times 3 =$

$11 \times 3 =$

$12 \times 3 =$

Check!

Well done!



# Maths- counting to 100

Watch the video:

<https://whiterosemaths.com/homelearning/year-1/>

Counting to 100

Can you find the number 3?

All of the numbers that end in 3

All of the numbers that start with 3

1	2	3	4	5	6	7	8	9	10
11	12	13	14	15	16	17	18	19	20
21	22	23	24	25	26	27	28	29	30
31	32	33	34	35	36	37	38	39	40
41	42	43	44	45	46	47	48	49	50
51	52	53	54	55	56	57	58	59	60
61	62	63	64	65	66	67	68	69	70
71	72	73	74	75	76	77	78	79	80
81	82	83	84	85	86	87	88	89	90
91	92	93	94	95	96	97	98	99	100

start with 13:36

© White Rose Maths 2019

Complete some of the tasks on the next slide by using the 100 square.

1	2	3	4	5	6	7	8	9	10
11	12	13	14	15	16	17	18	19	20
21	22	23	24	25	26	27	28	29	30
31	32	33	34	35	36	37	38	39	40
41	42	43	44	45	46	47	48	49	50
51	52	53	54	55	56	57	58	59	60
61	62	63	64	65	66	67	68	69	70
71	72	73	74	75	76	77	78	79	80
81	82	83	84	85	86	87	88	89	90
91	92	93	94	95	96	97	98	99	100



Or if you want a challenge you can make one of your own using squares of paper.

1. Find these numbers...

23

56

71

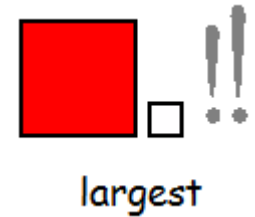
89

8

2. Order the numbers from smallest to largest.

Smallest

Largest



3. Explain your thinking



I know ...  is the largest number because...

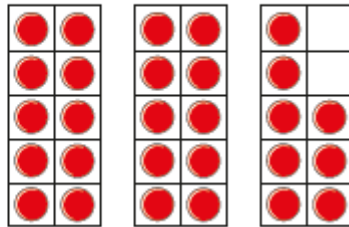
I know ...  is the smallest number because...

2 How many bread rolls are there?

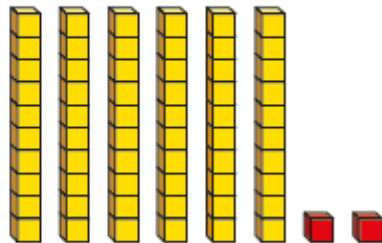


How did you count them?

3 What number is represented?



4 What number is represented?





Write the words in numerals.

a) twelve

c) one hundred

e) twenty-seven

b) eighty

d) nine

f) fourteen

Complete the number tracks.

77	78						84	
----	----	--	--	--	--	--	----	--

71			68	67		65		
----	--	--	----	----	--	----	--	--