

Tuesday 30th June 2020

# Maths

Warm up: times tables

Play this game:

<https://njs-main.appspot.com/TheWallMultiply.html>

<https://www.bbc.co.uk/bitesize/articles/zmcny9q>

Watch the video on tenths, then complete the activities.

1. Magnus eats  $\frac{4}{10}$  of a pizza and Lucy eats  $\frac{3}{10}$  of the same pizza.

He says,



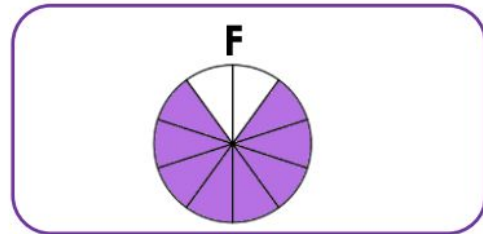
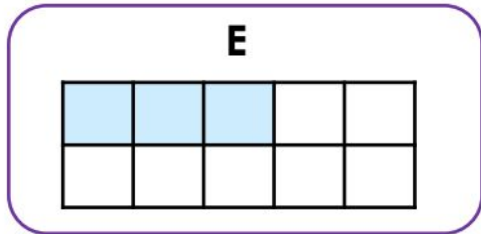
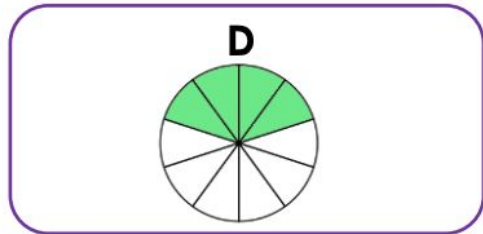
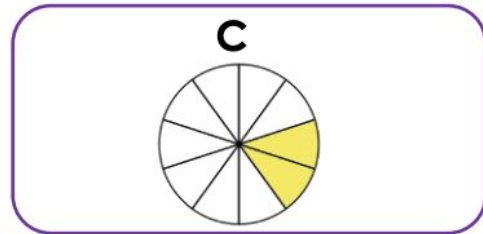
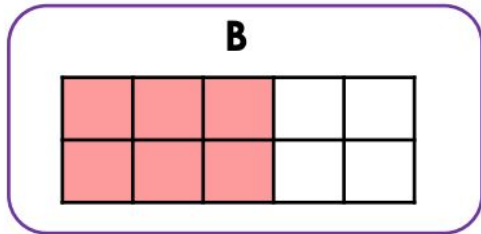
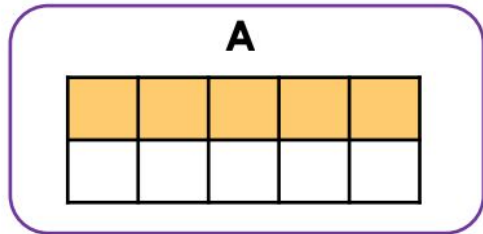
**Magnus**

Altogether, we have eaten  $\frac{7}{10}$ .

**Is Magnus correct?**

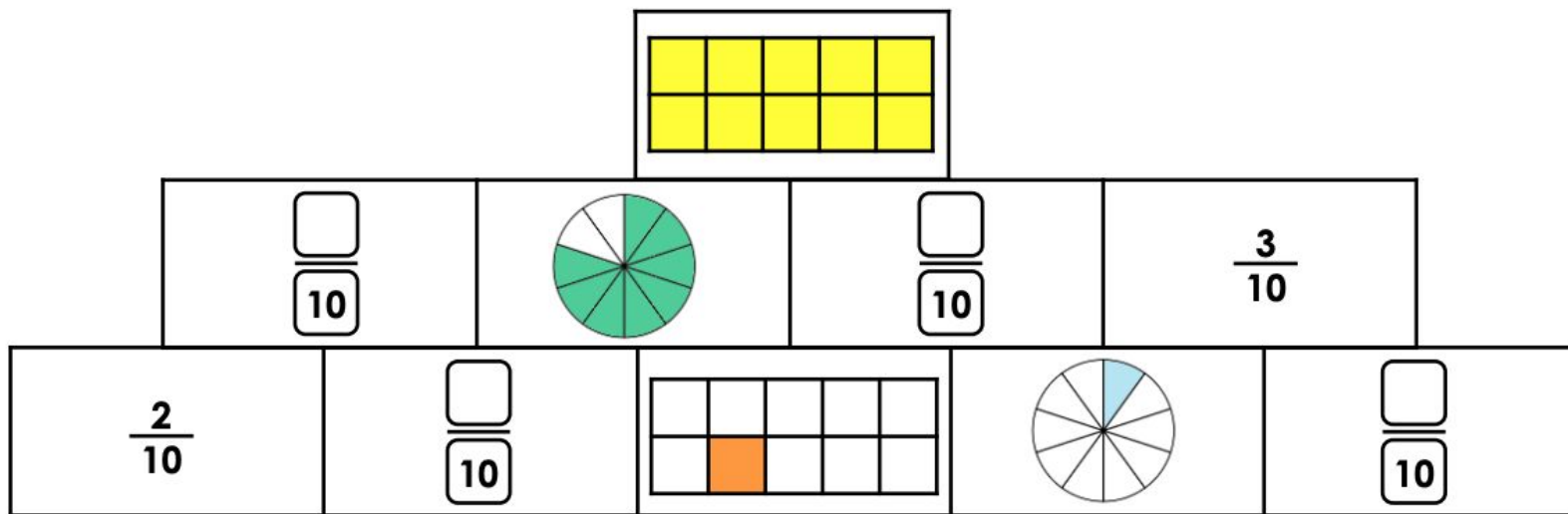
Explain why!

2. Brendan has made a representation of  $\frac{3}{10}$ .



Which representation belongs to Brendan?

3. Lucy has made a pyramid of tenths. Each fraction shown in a rectangle is the sum (total) of the fractions in the two rectangles below. Complete the fractions.



For example this is 1 tenth +      tenths = 3 tenths

Complete this interactive video

<https://kids.classroomsecrets.co.uk/resource/year-3-tenths-interactive-animation/>

# English



- Who are these people?
- Where do you think they are?
- Why are they in the news?



- What is this animal?
- What clues can you get from the picture?
- Why is it in the news?

These are images taken from this week's newspaper. Think about and answer the questions.

Read this week's issue of First News. Find the articles that the pictures relate to and add to your answers.

Then carry on reading the paper. Remember you don't need to read a newspaper from the start to the end, you can choose articles that interest you.

[https://schools.firstnews.co.uk/wp-content/uploads/sites/3/resources/FIRSTNEWS\\_731.pdf](https://schools.firstnews.co.uk/wp-content/uploads/sites/3/resources/FIRSTNEWS_731.pdf)

Tell a family member about a news article you have read.



# If you are looking for more books...

Follow this link for access to the online library

<https://llc.overdrive.com/library/youth>

If you have an Ideas Store card, you can get access to eBooks and Audiobooks

<https://www.ideastore.co.uk/ebooks-and-audiobooks>

## RE

Last week we looked at a beautiful video showing different prayer rituals around the world.

For the next couple of weeks I would like you to think about making your own video using a smart phone, tablet and basic editing apps. If you don't have any of these items don't worry I will give you an alternative activity when the time comes.

The video should show your own personal experiences of prayer. To start with I would like you to draw out a storyboard to show what you will film next week. What shots are you going to film? Where will you be? How do you prepare? What do you wear? Where do you go? Do you use any special items? What do you say? Who prays with you?

Remember not to film this week! We are just at the planning stage.

If you don't follow any specific religion you can complete this activity by thinking back to our discovery that prayer is just like finding peace within yourself. How do you find peace?

# P.E with 'The Body Coach'

<https://www.youtube.com/watch?v=EHGi-4jAlk>